



1967 CENSUS OF BUSINESS



BC67-MLS-9

C. 2

3 10 1967
9 42 AM '70
BUREAU OF THE CENSUS



Retail Trade

MERCHANDISE LINE SALES

DELAWARE

The following comprise the Retail Trade series of publications:

RETAIL TRADE, SUBJECT REPORTS (BC67-RS)

A series of reports presenting data based on the following characteristics of individual establishments: Sales-size; employment-size; and single or multiunit ownership. Statistics are presented for the United States, States, and standard metropolitan statistical areas, by kind of business.

RETAIL TRADE, AREA STATISTICS (BC67-RA)

A U.S. Summary report and reports for each State, the District of Columbia, Guam, and the Virgin Islands. Statistics are presented by kind of business, for counties, cities, standard metropolitan statistical areas, and for selected towns and townships in New England, New Jersey, and Pennsylvania. The kind-of-business detail varies in accordance with the number of retail establishments in an area.

MAJOR RETAIL CENTERS (BC67-MRC)

A summary report and a report for each State showing separate statistics for each standard metropolitan statistical area (SMSA) in the State. Each report presents data for the major retail centers (MRC's) in the SMSA's and for the central business district (CBD) in each city with 100,000 inhabitants or more in the SMSA. Statistics for the CBD are presented for retail trade by kind of business. Data for each major retail center include (a) sales and establishment counts for total retail trade and for three major subgroups of retail trade and (b) establishment counts only, by detailed kind of business.

RETAIL MERCHANDISE LINE SALES (BC67-MLS)

A U.S. summary report and reports for each State. Each report presents statistics on (a) number of establishments and total sales for establishments in a specified kind of business, (b) the number and total sales of those establishments reporting their sales by the 25 broad merchandise lines, (c) the percentage of total sales accounted for by each of the 25 broad lines, and for (d) establishments handling a specific line, what percent of their total sales is represented by sales of that line. Additional merchandise line detail is shown for selected kinds of business.


Suggested Citation

U.S. Bureau of the Census, Census of Business, 1967

RETAIL TRADE: MERCHANDISE LINE SALES DELAWARE, BC67-MLS-9

U.S. Government Printing Office, Washington, D.C., 1970

For sale by the Superintendent of Documents, U.S. Government Printing Office, Washington, D. C. 20402, or any Department of Commerce field office. Price 60 cents. Complete set of retail trade merchandise line sales reports, \$41.20.



BUREAU OF THE CENSUS

George Hay Brown, Director

Robert F. Drury, Deputy Director

Walter F. Ryan, Associate Director

BUSINESS DIVISION

Harvey Kailin, Chief

ACKNOWLEDGMENTS—This report was prepared in the Business Division under the general direction of **Harvey Kailin**, Division Chief, with direct supervision by **Louis Greenberg**, Assistant Chief, Program Development. Plans for the merchandise line segment of the Census of Business were developed and the report compiled by **Michael Farrell**, Chief, Retail Program Branch, assisted by **Ruth Asin**. **Robert Viehman** served as coordinator and was the Business Division's liaison officer with other divisions. Staff assistance was provided by **Paul Shapiro**, Assistant Division Chief, Program Implementation; **Ralph S. Woodruff**, Assistant Division Chief, Research and Methodology, assisted by **Anna Brooks**; and **Max Shor**, Assistant Division Chief, Staff and Special Projects.

Systems and procedures were developed in the Systems Division, **Sol Dolleck**, Chief, by **Eugene Wendt**, Assistant Division Chief for Periodic Censuses, assisted by **Samuel Schweid**, Economic Census Program Manager. **William Lorenz** Chief, Business Statistics Branch, assisted by **Barbara Barton**, developed and supervised the electronic computer editing.

Editorial supervision was provided by **Julia Moring** of the Administrative and Publications Services Division.

Arthur Horowitz, in his capacity as the coordinator of the economic censuses, made important contributions to the planning and operational phases of the work.

Special acknowledgment is due to the many businesses whose cooperation has contributed to the publication of the data.

1967 CENSUS OF BUSINESS



BC67-MLS-9

Retail Trade MERCHANDISE LINE SALES

DELAWARE

Issued August 1970



U.S. DEPARTMENT OF COMMERCE Maurice H. Stans, Secretary
Rocco C. Siciliano, Under Secretary
Harold C. Passer, Assistant Secretary for Economic Affairs
BUREAU OF THE CENSUS George Hay Brown, Director

Merchandise Line Sales

Introduction—The individual establishment (i.e. business location) is the unit to which a single kind-of-business classification is assigned and for which data are summarized in the case of most retail census tabulations. The resultant “kind-of-business” statistics do not reveal the merchandise line composition of retail sales and accordingly do not meet many important data needs of manufacturers, wholesalers, and other distributors; of the Government; of business analysts; nor of retailers themselves.

In order to meet some of these needs, merchandise line information was collected in the census and is presented in these tables. The information is in terms of broad merchandise line groupings. While for many purposes, the desired information is for data for individual commodities or for more detailed merchandise line categories than are shown in this report, the provision of greater detail was not found to be feasible for reasons indicated below.

The system used for the collection and tabulation of merchandise line data is substantially comparable to that used in the 1963 Census when it was introduced. Prior to the 1963 Census, merchandise line data were collected in the 1948 Census but with important differences in the system used.

In the 1967 Census procedures were modified from the 1963 Census in two respects: (1) the collection of data from small retailers was on a sample basis and (2) data in all tables are projected to represent “non-reporters” as well as “reporters,” whereas in the 1963 Census such projected tabulations were provided at the U.S. level only. Although the use of a sample introduces sampling variability to which the 1963 Census tabulations were not subject, both the 1963 and 1967 Censuses are substantially subject to the same limitations, as indicated below.

In planning the merchandise line inquiries for the 1967 Census, the Census Bureau, as previously, consulted extensively with trade associations and business firms, both for advice on the information to be provided by the census, and on the reportability of the data on which such information would be based. The amount of detail requested in the census reflected both of these considerations, with reportability, for the most part, being the limiting factor.

Limitations in Reporting Sales by Merchandise Lines—In investigating and testing methods of collecting merchandise line information, it was found that a breakdown of retail sales into about 25 major lines, with some additional detail for lines handled in significant quantities in selected kinds of business, was as much as it was feasible to request. Even with such a limited breakdown, it was found that there was

a tendency on the part of respondents to fail to identify, for a particular business, what were minor lines, and to include the sales of such minor lines with major ones. This deficiency has the effect of understating the number of outlets for individual merchandise lines; to a lesser extent it affects the measurement of the volume of sales of individual lines.

It should be noted that the merchandise line categories by which individual retailers group their sales are not uniform and, therefore, will not always correspond to categories established in a reporting system designed for general use. In addition, because many retailers had little, if any, recorded information on sales by line of merchandise, it is necessary to recognize that a substantial amount of estimating is involved in the reporting of the merchandise line inquiries. However, it was concluded that the effect of individual differences and of the use of approximations would be minimized in summary tabulations by the tendency for individual deviations to be offsetting. On this basis, figures for sales could constitute useful approximations to serve many important current requirements and would be adequate for measuring important changes occurring over fairly long intervals, as between successive censuses.

A related problem for a number of large retail firms is their lack of merchandise line records on an individual establishment basis. Such firms had information available only for the group of stores within a warehouse district or some other grouping used by the firm, so that it was necessary for them to derive their individual figures by using the pattern of sales shown by the entire group of stores.

Merchandise Line Inquiries—In 1967, as in the 1963 Census, there was a standard 25-line inquiry (these lines are identified in the various tables of the report by a merchandise line code ending in “O”). The 25 broad merchandise lines were devised to account for all the sales and receipts of retail establishments regardless of kind of business. In addition to the 25 major lines, additional detail within certain of these major lines was requested on some of the report forms. These additional or specialized lines (identified in the tables by a merchandise line code ending with a digit other than “O”), unlike the major lines, were not uniform, but were adapted to the merchandise line characteristics of an individual kind of business or a group of closely related kinds of business. Thus, while it is possible to compute a total for each of the broad merchandise lines to cover all kinds of retail business, this does not apply to the detailed or specialized lines.

Report Collection System—In the 1963 Census, merchandise line reporting was requested from all retailers with paid employment, thus accounting for about 95 percent of the total retail

trade sales volume. In the 1967 Census, merchandise line data were again restricted to employers but were based in part on a sample. All known multiunits and all large single units were canvassed for merchandise line data. However, only 10 percent of the approximately 500,000 small single unit employer establishments (generally in the range of 1 to 3 employees) were mailed a census form. Data inflated on the basis of this sample represented the "nonmail" portion of the employer universe. The "nonmail" group represented about 15 percent of total sales of establishments with payroll in most kinds of business. Selected kinds of business, such as department stores, were completely canvassed.

Coverage—The merchandise line data reflect the sales experience of retail employers only. However, reporting was incomplete or inadequate for about 17 percent of the total dollar volume of retail employers.

Table 4 presents coverage ranges for each kind of business shown for the State, each Standard Metropolitan Statistical Area, and the area within the State but outside all SMSA's. The kinds of business for which merchandise line data are shown vary depending on the number of establishments in the area. An (X) has been entered where data are not shown.

Coverage ranges for each kind of business indicate the degree to which sales were acceptably reported by broad merchandise lines and were determined by dividing the total sales of establishments reporting acceptable data for broad lines (whether or not additional detail lines were reported) by the total sales of all establishments classified in that particular kind of business.

In addition, coverage ranges are presented for some broad merchandise lines (where additional detail merchandise line information within the broad line was requested) indicating the degree to which detail lines within that broad line were acceptably reported. The table presents each broad line under which additional detail line reporting was requested and shows the degree to which businesses which reported the specified broad merchandise line gave the additional detail breakdown. The coverage range was computed by summing the detail line sales and dividing the result by the broad line sales. The resultant ratio was then multiplied by the coverage range for the kind of business to put both ratios on the same base.

Coverage ranges used for both kinds of business and broad lines are:

- A=90 percent or more reporting.
- B=80 to 89 percent reporting.
- C=70 to 79 percent reporting.
- D=60 to 69 percent reporting.
- E=Less than 60 percent reporting.

Except when precluded by the Census disclosure rules (see Introduction), data have been shown in tables 1, 2, and 3 for individual kinds of business when the dollar volume of reporting coverage was sufficient to account for 60 percent or more on an inflated basis (ranges A through D)—as contrasted with 60 percent or more on a reported basis in 1963.

As noted above, the fact that an establishment reports a merchandise line breakdown does not itself mean that all lines handled by the establishment are reported separately. There are a few instances where this limitation in the reporting is particularly apparent. For example, as a result of the trade custom of grouping soaps and paper products with dry groceries, a number of food stores apparently included amounts for such products with line 020 instead of in lines 120 and 500. Some understatement, previously referred to, also resulted from the dropping of lines with negligible sales amounts.

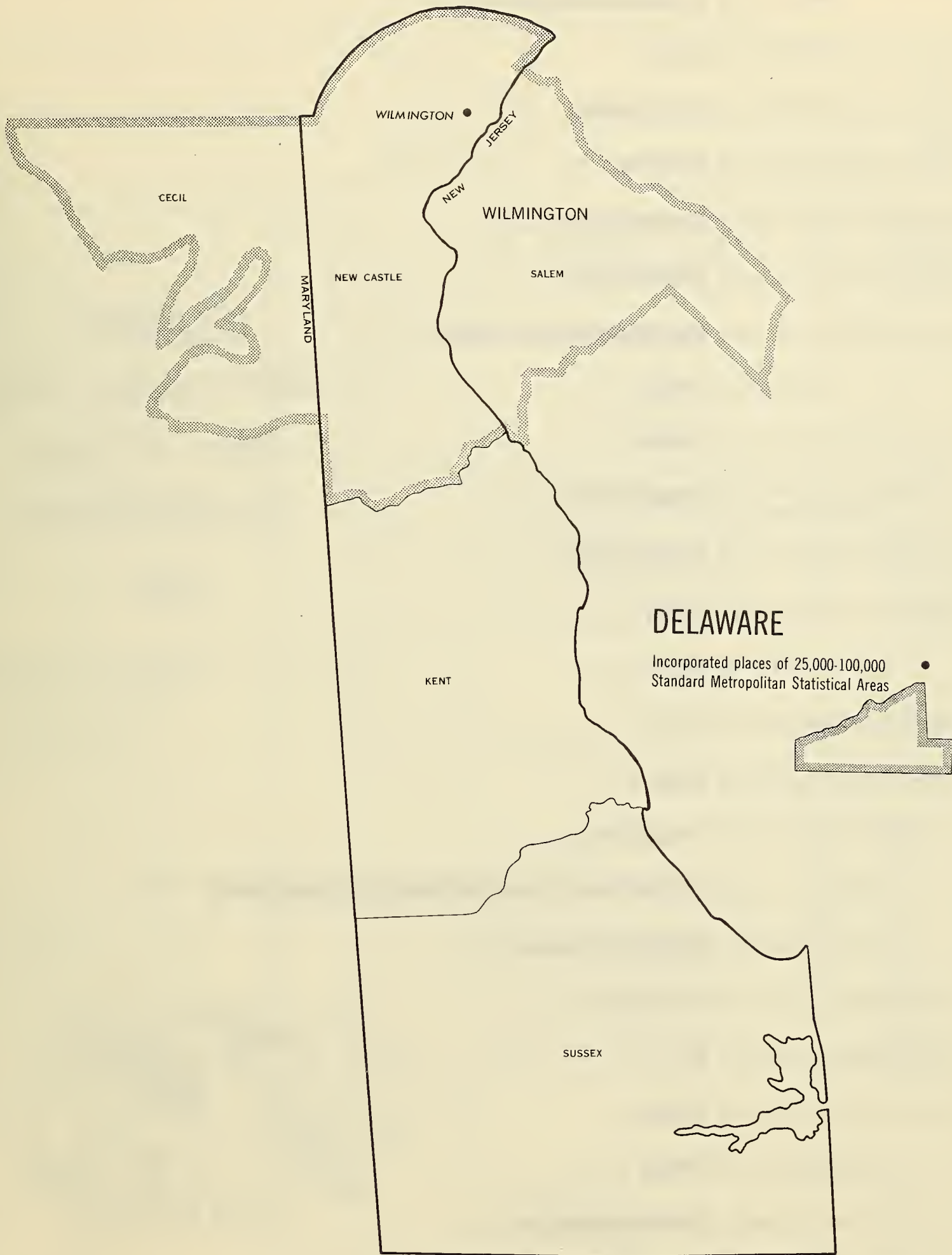
There is, of course, no assurance that the pattern for the stores reporting by merchandise lines is representative of those which did not report.

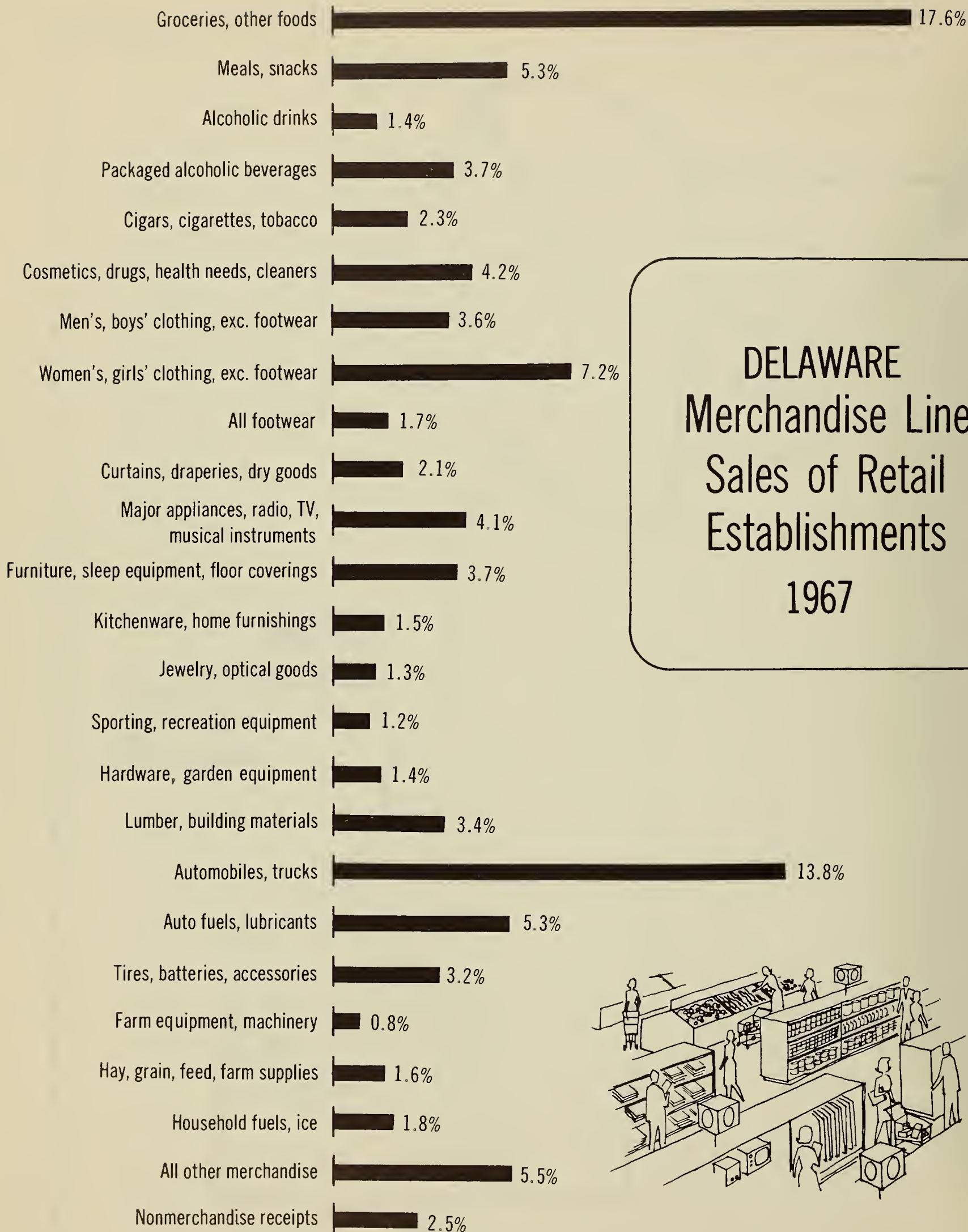
Description of the Tables—Tables 1, 2, and 3 in the 1967 report provide data for each kind of business and give, for each merchandise line, the number of establishments handling the line and their sales of the line; the percentage of total sales of the specific kind of business accounted for by each of the lines carried; and in addition, for each line, the degree of specialization in that line. Specialization is indicated by computing the percentage which sales of that line is of total sales of those establishments which handled that particular line.

Table 4 presents information on reporting coverage which can be used as a guideline to evaluate the validity of the merchandise line tabulations. In addition, a table for use in computing sampling variability for such data is available in the report, United States Summary—Merchandise Line Sales (BC67-MLS1).

Information on detailed (as contrasted with broad) merchandise lines appears only in connection with the specific kind of business to which the lines apply. Data relating to the detailed lines are indented below the applicable broad line in the tabulations.

In 1967, data for lines which represent less than 0.05 percent and data for disclosure lines have been combined into a "miscellaneous merchandise" line within the applicable merchandise line grouping. Due to rounding procedures used, detail may not add to totals in the "sales" column and in the "all establishments" percentage column.





DELAWARE
Merchandise Line
Sales of Retail
Establishments
1967




TABLE 1. The State: 1967

(Includes only establishments with payroll. For explanation of tables, see "Description of the Tables" in text)

Merchandise line code	Kind of business and merchandise line	Establishments (number)	Sales of specified merchandise lines			Merchandise line code	Kind of business and merchandise line	Establishments (number)	Sales of specified merchandise lines		
			Amount ¹ (\$1,000)	As percent of total sales of--					Amount ¹ (\$1,000)	As percent of total sales of--	
				Estab-lishments handling the line	All estab-lish-ments ¹					Estab-lishments handling the line	All estab-lish-ments ¹
RETAIL TRADE											
	TOTAL	3 181	891 017	(X)	100.0	340 LUMBER-BUILDING MATERIALS	16	1 867	95.2	95.2	
020	GROCERIES-OTHER FOODS	706	156 475	44.8	17.6	356 ALL OTHER LUMBER-MILLWORK	6	165	19.4	8.4	
040	MEALS-SNACKS	671	47 420	27.1	5.3	357 PAINT-VARNISH ETC.	16	1 410	71.9	71.9	
060	ALCOHOLIC DRINKS	320	12 175	38.8	1.4	358 PAINT SUNORIES	17	157	8.0	8.0	
080	PACKAGED ALCOHOLIC BEVERAGES	385	32 644	75.5	3.7	359 WALLPAPER-OTHER WALL COVERINGS	3	84	10.6	4.3	
100	CIGARS-CIGARETTES-TOBACCO	560	20 443	6.9	2.3	361 GLASS	13	23	1.9	1.2	
120	COSMETICS-DRUGS-CLEANERS	456	37 763	9.9	4.2	- MISCELLANEOUS MERCHANDISE	(X)	95	(X)	4.8	
140	MEN'S-BOYS' CLOTHING EXC FOOTWR.	218	31 649	13.5	3.6	ELECTRICAL SUPPLY STORES (SIC 524)					
160	WOMEN'S-GIRLS' CLOTHING EXC FOOTWR	307	64 402	25.2	7.2	TOTAL ²					
180	ALL FOOTWEAR	222	15 230	7.1	1.7	3 328 (X) 100.0					
200	CURTAINS-DRAPERIES-DRY GOODS	186	18 333	9.9	2.1	HARDWARE STORES (SIC 5251)					
220	MAJOR APPL-RADIO-TV-MUSICAL INST	245	36 204	15.2	4.1	TOTAL					
240	FURNITURE-SLEEP EQUIP-FLOOR COV.	189	33 388	17.3	3.7	47 5 658 (X) 100.0					
260	KITCHENWARE-HOME FURNISHINGS	283	13 535	5.1	1.5	220 MAJOR APPL-RADIO-TV-MUSICAL INST	12	189	11.7	3.3	
280	JEWELRY-OPTICAL GOODS	214	11 308	6.4	1.3	260 KITCHENWARE-HOME FURNISHINGS	29	431	13.2	7.6	
300	SPORTING-RECREATION EQUIPMENT	167	10 311	6.1	1.2	300 SPORTING-RECREATION EQUIPMENT	25	204	7.1	3.6	
320	HARDWARE-GARDENING EQUIPMENT	257	12 267	5.3	1.4	320 HARDWARE-GARDENING EQUIPMENT	47	3 611	63.8	63.8	
340	LUMBER-BUILDING MATERIALS	184	30 178	19.3	3.4	322 GARDENING EQUIPMENT-SUPPLIES	43	625	11.5	11.0	
380	AUTOMOBILES-TRUCKS	172	122 878	56.7	13.8	323 PLUMBING-ELECTRICAL SUPPLIES	43	678	12.5	12.0	
400	AUTO FUELS-LUBRICANTS	568	47 430	18.4	5.3	324 OTHER HARDWARE-TOOLS	47	2 307	40.8	40.8	
420	AUTO TIRES-BATTERIES-ACCESS.	566	28 634	9.3	3.2	340 LUMBER-BUILDING MATERIALS	41	958	18.2	16.9	
440	FARM EQUIPMENT MACHINERY	63	7 136	12.3	.8	356 ALL OTHER LUMBER-MILLWORK	10	151	11.0	2.7	
460	HAY-GRAIN-FEED-FARM SUPPLIES	64	13 951	25.8	1.6	364 PAINT-SUNORIES-GLASS-WALLPAPER	41	807	15.4	14.3	
480	HOUSEHOLD FUELS-ICE	118	16 087	69.2	1.8	500 ALL OTHER MERCHANDISE	9	65	5.4	1.1	
500	ALL OTHER MERCHANDISE	568	48 740	12.7	5.8	- MISCELLANEOUS MERCHANDISE	(X)	200	(X)	3.5	
520	NONMERCHANDISE RECEIPTS	792	22 436	5.7	2.5	FARM EQUIPMENT DEALERS (SIC 5252)					
BUILDING MATERIALS, HARDWARE, AND FARM EQUIP DEALERS (SIC 52)											
	TOTAL	148	37 991	(X)	100.0	TOTAL					
220	MAJOR APPL-RADIO-TV-MUSICAL INST	19	1 027	10.9	2.7	27 6 556 (X) 100.0					
240	FURNITURE-SLEEP EQUIP-FLOOR COV.	10	113	4.6	.3	440 FARM EQUIPMENT MACHINERY	27	5 631	85.9	85.9	
260	KITCHENWARE-HOME FURNISHINGS	36	729	6.0	1.9	520 NONMERCHANDISE RECEIPTS	10	257	9.4	3.9	
300	SPORTING-RECREATION EQUIPMENT	27	220	6.8	.6	- MISCELLANEOUS MERCHANDISE	(X)	667	(X)	10.2	
320	HARDWARE-GARDENING EQUIPMENT	80	5 016	33.7	13.2	GENERAL MERCHANDISE GROUP STORES (SIC 53 PART*)					
340	LUMBER-BUILDING MATERIALS	116	23 484	76.7	61.8	TOTAL					
440	FARM EQUIPMENT MACHINERY	29	5 652	75.2	14.9	129 169 056 (X) 100.0					
460	HAY-GRAIN-FEED-FARM SUPPLIES	6	123	6.3	.3	020 GROCERIES-OTHER FOODS	68	2 486	2.0	1.5	
480	HOUSEHOLD FUELS-ICE	6	145	10.2	.4	040 MEALS-SNACKS	30	2 161	1.8	1.3	
500	ALL OTHER MERCHANDISE	13	584	10.6	1.5	100 CIGARS-CIGARETTES-TOBACCO	24	1 804	2.3	1.1	
520	NONMERCHANDISE RECEIPTS	33	471	4.6	1.2	120 COSMETICS-DRUGS-CLEANERS	88	5 065	3.1	3.0	
-	MISCELLANEOUS MERCHANDISE	(X)	427	(X)	1.1	140 MEN'S-BOYS' CLOTHING EXC FOOTWR.	81	20 091	12.5	11.9	
LUMBER AND OTHER BLDG. MATERIALS DEALERS (SIC 521)											
	TOTAL	53	23 445	(X)	100.0	160 WOMEN'S-GIRLS' CLOTHING EXC FOOTWR	83	39 457	24.4	23.3	
240	FURNITURE-SLEEP EQUIP-FLOOR COV.	6	70	3.3	.3	180 ALL FOOTWEAR	67	5 910	4.1	3.5	
320	HARDWARE-GARDENING EQUIPMENT	28	1 011	12.8	4.3	200 CURTAINS-DRAPERIES-DRY GOODS	110	16 318	9.8	9.7	
340	LUMBER-BUILDING MATERIALS	53	20 407	87.0	87.0	220 MAJOR APPL-RADIO-TV-MUSICAL INST	45	12 495	9.0	7.4	
341	LUMBER	48	7 385	31.5	31.5	240 FURNITURE-SLEEP EQUIP-FLOOR COV.	48	10 325	6.8	6.1	
342	PLYWOOD	41	2 493	14.0	10.6	260 KITCHENWARE-HOME FURNISHINGS	85	9 644	5.8	5.7	
343	WINDOWS, DOORS, AND FRAMES-METAL	31	819	6.1	3.5	280 JEWELRY-OPTICAL GOODS	66	2 927	1.9	1.7	
344	KITCHEN CABINETS	22	351	2.0	1.5	300 SPORTING-RECREATION EQUIPMENT	36	3 686	2.5	2.2	
345	ALL OTHER MILLWORK	42	2 520	12.6	10.7	320 HARDWARE-GARDENING EQUIPMENT	67	5 611	3.8	3.3	
346	WALLBOARD	39	1 450	8.4	6.2	340 LUMBER-BUILDING MATERIALS	29	4 056	3.6	2.4	
347	ASPHALT AND ASBESTOS PRODUCTS	39	889	5.0	3.8	400 AUTO FUELS-LUBRICANTS	13	761	1.3	.5	
348	PAINT-GLASS-WALLPAPER	37	554	3.3	2.4	420 AUTO TIRES-BATTERIES-ACCESS.	14	4 407	6.1	2.6	
349	HEATING AND PLUMBING EQUIP	13	286	2.5	1.2	440 FARM EQUIPMENT MACHINERY	5	513	1.2	.3	
351	METAL ROOFING AND SIDING	22	246	1.9	1.0	500 ALL OTHER MERCHANDISE	87	14 597	8.9	8.6	
352	MASONRY SUPPLIES	30	610	9.4	2.6	520 NONMERCHANDISE RECEIPTS	31	6 505	4.9	3.8	
353	INSULATION	31	254	2.6	1.1	- MISCELLANEOUS MERCHANDISE	(X)	237	(X)	.1	
354	PREFABRICATED BLDGS AND PARTS	7	330	6.6	1.4	DEPARTMENT STORES (SIC 531)					
355	ALL OTHER BUILDING MATERIALS	29	2 147	15.3	9.2	TOTAL					
500	ALL OTHER MERCHANDISE	4	510	11.8	2.2	20 137 047 (X) 100.0					
520	NONMERCHANDISE RECEIPTS	17	170	2.4	.7	020 GROCERIES-OTHER FOODS	15	1 538	1.5	1.1	
-	MISCELLANEOUS MERCHANDISE	(X)	1 277	(X)	-5.4	040 MEALS-SNACKS	10	1 101	1.1	.8	
PLUMBING AND HEATING EQUIP DEALERS (SIC 522)											
	TOTAL	2	(D)	(X)	100.0	120 COSMETICS-DRUGS-CLEANERS	19	3 521	2.6	2.6	
PAINT, GLASS, AND WALLPAPER STRS. (SIC 523)											
	TOTAL	16	(D)	(X)	100.0	140 MEN'S-BOYS' CLOTHING EXC FOOTWR.	20	17 717	12.9	12.9	
						141 MEN'S CLOTHING	20	13 357	9.7	9.7	
						142 BOYS' CLOTHING	18	4 360	3.3	3.2	

Standard Notes: - Represents zero. D Withheld to avoid disclosure. NA Not available. X Not applicable. Z Less than 0.05 percent.
 *Nonstore retailers, part of SIC major group 53, are shown separately in this table.
¹Detail may not add to total due to rounding.
²Merchandise line detail withheld due to insufficient reporting.

TABLE 1. The State: 1967—Continued

(Includes only establishments with payroll. For explanation of tables, see "Description of the Tables" in text)

Merchandise line code	Kind of business and merchandise line	Establishments (number)	Sales of specified merchandise lines			Merchandise line code	Kind of business and merchandise line	Establishments (number)	Sales of specified merchandise lines		
			Amount ¹ (\$1,000)	As percent of total sales of--					Amount ¹ (\$1,000)	As percent of total sales of--	
				Establishments handling the line	All establishments ¹					Establishments handling the line	All establishments ¹
160	WOMEN'S-GIRLS'CLOTHING+EX FOOTWR	20	33 993	24.8	24.8	320	HAROWARE-GAROEING EQUIPMENT . . .	21	227	3.7	3.0
161	CHILOREN'S-INFANTS' WEAR	20	4 062	3.0	3.0	500	ALL OTHER MERCHANOISE	27	962	13.7	12.8
162	HANOBAGS-ACCESSORIES	19	2 238	1.6	1.6	-	MISCELLANEOUS MERCHANOISE	(X)	573	(X)	7.6
163	MILLINERY	18	578	.4	.4						
164	HOSIERY	20	2 002	1.5	1.5						
165	LINGERIE	19	5 524	4.0	4.0						
166	WOMENS COATS-SUITS-FURS-RAINWR	19	3 068	2.2	2.2						
167	WOMEN'S ORESSES	20	6 253	4.6	4.6						
168	WOMEN'S BLOUSES-SPTSWR	19	7 039	5.1	5.1						
169	GIRLS'-SUBTEEN-TEEN WEAR	18	2 960	2.2	2.2						
171	OTHER WOMENS-GIRLS-CLOTHES ACC	5	260	.8	.2						
180	ALL FOOTWEAR	18	5 154	4.3	3.8						
200	CURTAINS-ORAPERIES-ORY GOOOS . . .	20	9 407	6.9	6.9						
201	PIECE GOOOS-NOTIONS	16	1 974	1.9	1.4						
202	CURTAINS-ORAPERIES	20	7 393	5.4	5.4						
220	MAJOR APPL-RAOIO-TV-MUSICAL INST	18	11 659	9.6	8.5						
221	MAJOR HOUSEHOLO APPLIANCES . . .	15	7 125	6.2	5.2						
222	RAOIOS-TV'S MUSICAL INSTR.	17	4 519	3.7	3.3	200	CURTAINS-ORAPERIES-ORY GOOOS . . .	6	478	99.4	99.4
						-	MISCELLANEOUS MERCHANOISE	(X)	3	(X)	.6
240	FURNITURE-SLEEP EQUIP-FLOOR COV.	18	9 708	7.4	7.1						
241	FLOOR COVERINGS	16	2 748	2.1	2.0						
242	FURNITURE-SLEEP EQUIPMENT	17	6 960	5.3	5.1						
260	KITCHENWARE-HOME FURNISHINGS . . .	20	7 117	5.2	5.2						
261	CHINA-GLASSWARE	19	3 596	2.6	2.6						
262	KITCHENWARE-HOUSEWARES	19	3 493	2.5	2.5						
280	JEWELRY-OPTICAL GOOOS	18	2 407	2.0	1.8						
300	SPORTING-RECREATION EQUIPMENT . . .	19	3 349	2.4	2.4	020	GROCERIES-OTHER FOOS	403	150 295	80.5	80.5
320	HAROWARE-GAROEING EQUIPMENT . . .	17	4 605	3.8	3.4	080	PACKAGEO ALCOHOLIC BEVERAGES . . .	51	465	6.0	.2
321	HAROWARE-TOOLS	14	2 597	2.3	1.9	100	CIGARS-CIGARETTES-TOBACCO	219	12 082	7.1	6.5
322	GAROEING EQUIPMENT-SUPPLIES	16	2 008	1.7	1.5	120	COSMETICS-ORUGS-CLEANERS	213	12 088	7.1	6.5
340	LUMBER-BUILOING MATERIALS	12	3 780	3.5	2.8	160	WOMEN'S-GIRLS'CLOTHING+EX FOOTWR	30	103	.3	.1
348	PAINT-GLASS-WALLPAPER	12	1 817	1.6	1.3	260	KITCHENWARE-HOME FURNISHINGS . . .	38	188	.3	.1
356	ALL OTHER LUMBER-MILLWORK	5	1 961	4.4	1.4	320	HAROWARE-GAROEING EQUIPMENT . . .	39	246	.3	.1
400	AUTO FUELS-LUBRICANTS	8	718	1.0	.5	500	ALL OTHER MERCHANOISE	161	9 953	5.9	5.3
420	AUTO TIRES-BATTERIES-ACCESS.	10	4 279	5.8	3.1	520	NONMERCHANOISE RECEIPTS	66	383	7.4	.2
500	ALL OTHER MERCHANOISE	20	9 263	6.8	6.8	-	MISCELLANEOUS MERCHANOISE	(X)	855	(X)	.5
501	TOYS-GAMES-WHEEL GOOOS	19	3 785	2.8	2.8						
502	BOOKS-STATIONERY-PHOTO. EQUIP.	17	4 031	3.3	2.9						
518	MOSE. EXC.TOY-GAMES-BOOKS-STA	14	1 447	1.2	1.1						
520	NONMERCHANOISE RECEIPTS	15	6 015	5.0	4.4						
534	AUTO REPAIR	6	345	.7	.3						
535	ALL OTHER SERVICE RECEIPTS	15	5 670	4.6	4.1						
-	MISCELLANEOUS MERCHANOISE	(X)	1 715	(X)	1.3						
	VARIETY STORES (SIC 533)										
	TOTAL	51	21 091	(X)	100.0						
020	GROCERIES-OTHER FOOS	40	748	3.8	3.5						
040	MEALS-SNACKS	17	1 036	6.2	4.9						
120	COSMETICS-ORUGS-CLEANERS	41	1 138	5.7	5.4						
140	MEN'S-BOYS' CLOTHING EXC FOOTWR	31	1 311	6.7	6.2	020	GROCERIES-OTHER FOOS	293	137 457	79.3	79.3
160	WOMEN'S-GIRLS'CLOTHING+EX FOOTWR	31	3 794	19.6	18.0	021	MEATS-FISH-POULTRY	276	45 651	26.3	26.3
180	ALL FOOTWEAR	25	543	3.2	2.6	022	PRODUCE (FRESH FRUITS-VEGTBLs)	246	13 537	7.9	7.8
200	CURTAINS-ORAPERIES-ORY GOOOS . . .	41	2 868	13.8	13.6	023	FROZEN FOOS	233	7 910	4.7	4.6
260	KITCHENWARE-HOME FURNISHINGS . . .	38	1 892	9.2	9.0	024	ALL OTHER FOOS	288	70 357	40.7	40.6
280	JEWELRY-OPTICAL GOOOS	29	338	1.7	1.6						
320	HAROWARE-GAROEING EQUIPMENT . . .	29	779	4.1	3.7						
340	LUMBER-BUILOING MATERIALS	9	90	2.7	.4						
500	ALL OTHER MERCHANOISE	40	4 372	22.1	20.7						
-	MISCELLANEOUS MERCHANOISE	(X)	2 181	(X)	10.3						
	GENERAL MERCHANOISE STORES (SIC 539 PART)										
	TOTAL	41	7 515	(X)	100.0						
020	GROCERIES-OTHER FOOS	14	200	17.1	2.7						
120	COSMETICS-ORUGS-CLEANERS	28	406	5.8	5.4						
140	MEN'S-BOYS' CLOTHING EXC FOOTWR	30	1 063	21.0	14.1						
160	WOMEN'S-GIRLS'CLOTHING+EX FOOTWR	32	1 670	31.8	22.2						
180	ALL FOOTWEAR	24	212	4.7	2.8						
200	CURTAINS-ORAPERIES-ORY GOOOS . . .	32	645	11.5	8.6						
220	MAJOR APPL-RAOIO-TV-MUSICAL INST	9	290	11.4	3.9						
240	FURNITURE-SLEEP EQUIP-FLOOR COV.	12	296	10.5	3.9						
260	KITCHENWARE-HOME FURNISHINGS . . .	27	635	9.2	8.4						
280	JEWELRY-OPTICAL GOOOS	20	182	2.9	2.4						
300	SPORTING-RECREATION EQUIPMENT . . .	10	154	6.1	2.0						
	FISH (SEA FO00) MARKETS (SIC 542 PT.)										
	TOTAL	3	(0)	(X)	100.0						
	FRUIT STORES ANO VEGETABLE MKTS. (SIC 543)										
	TOTAL	15	1 626	(X)	100.0						

Standard Notes: - Represents zero. D Withheld to avoid disclosure. NA Not available. X Not applicable. Z Less than 0.05 percent.
¹ Detail may not add to total due to rounding.
² Merchandise line detail withheld due to insufficient reporting.

TABLE 1. The State: 1967—Continued

(Includes only establishments with payroll. For explanation of tables, see "Description of the Tables" in text)

Merchandise line code	Kind of business and merchandise line	Establishments (number)	Sales of specified merchandise lines			Merchandise line code	Kind of business and merchandise line	Establishments (number)	Sales of specified merchandise lines		
			Amount ¹ (\$1,000)	As percent of total sales of--					Amount ¹ (\$1,000)	As percent of total sales of--	
				Establishments handling the line	All establishments ¹					Establishments handling the line	All establishments ¹
020	GROCERIES—OTHER FOODS	15	1 618	99.5	99.5	380	AUTOMOBILES—TRUCKS	66	92 687	87.7	87.7
022	PRODUCE (FRESH FRUITS—VEGTBLS)	15	1 467	90.2	90.2	381	NEW PASSENGER CARS—RETAIL . . .	66	56 314	53.3	53.3
-	MISCELLANEOUS MERCHANDISE . . .	(X)	144	(X)	8.9	382	NEW PASSENGER CARS—WHOLESALE .	5	725	7.6	.7
-	MISCELLANEOUS MERCHANDISE . . .	(X)	8	(X)	.5	383	NEW COMMERCIAL VEHICLES—RETAIL	33	6 028	10.7	5.7
	CANDY, NUT, AND CONFECTIONERY STORES (SIC 544)					385	USED PASSENGER CARS—RETAIL . . .	66	23 566	22.3	22.3
	TOTAL	18	749	(X)	100.0	386	USED PASSENGER CARS—WHOLE . . .	48	4 512	5.1	4.3
020	GROCERIES—OTHER FOODS	18	610	81.4	81.4	387	USED COMMERCIAL VEHICLES	31	1 297	2.3	1.2
024	ALL OTHER FOODS	18	603	80.5	80.5	-	MISCELLANEOUS MERCHANDISE . . .	(X)	224	(X)	.2
-	MISCELLANEOUS MERCHANDISE . . .	(X)	7	(X)	.9	400	AUTO FUELS—LUBRICANTS	54	589	.7	.6
-	MISCELLANEOUS MERCHANDISE . . .	(X)	139	(X)	18.6	401	GASOLINE	18	324	.9	.3
	RETAIL BAKERIES (SIC 546)					403	MOTOR OILS—GREASES—OTHER OILS .	46	232	.3	.2
	TOTAL ²	39	4 270	(X)	100.0	-	MISCELLANEOUS MERCHANDISE . . .	(X)	33	(X)	(2)
	RETAIL BAKERIES—BAKING, SELLING (SIC 5462)					420	AUTO TIRES—BATTERIES—ACCESS . . .	66	6 565	6.2	6.2
	TOTAL	26	(0)	(X)	100.0	421	PARTS INSTALLED IN REPAIR WORK	65	3 813	3.6	3.6
	RETAIL BAKERIES—SELLING ONLY (SIC 5463)					422	PARTS—WHOLESALE	52	1 681	1.7	1.6
	TOTAL	13	(0)	(X)	100.0	423	PARTS—RETAIL	51	403	.4	.4
	DAIRY PRODUCTS STORES (SIC 545)					424	AUTOMOBILE TIRES—BATTERIES—ACC	51	668	.7	.6
	TOTAL ²	8	3 073	(X)	100.0	520	NONMERCHANTISE RECEIPTS	64	5 779	5.7	5.5
	EGG AND POULTRY DEALERS (SIC 549 PT.)					527	SERVICE LABOR	64	4 831	4.8	4.6
	TOTAL	4	(0)	(X)	100.0	528	OTHER NONMERCHANTISE RECEIPTS .	31	948	1.8	.9
	OTHER MISCELLANEOUS FOOD STORES (SIC 549 PT.)					-	MISCELLANEOUS MERCHANDISE . . .	(X)	7	(X)	(2)
	TOTAL	2	(0)	(X)	100.0		DEALERS WITH IMPORTED CAR FRANCHISE ONLY (SIC 551 PT.)				
	AUTOMOTIVE DEALERS (SIC 55 EX. 554)						TOTAL	10	8 079	(X)	100.0
	TOTAL	212	164 570	(X)	100.0	380	AUTOMOBILES—TRUCKS	10	6 551	81.1	81.1
220	MAJOR APPL—RADIO—TV—MUSICAL INST	23	1 634	21.7	1.0	381	NEW PASSENGER CARS—RETAIL . . .	10	4 704	58.2	58.2
300	SPORTING—RECREATION EQUIPMENT . .	29	1 961	32.4	1.2	383	NEW COMMERCIAL VEHICLES—RETAIL	4	27	.3	.3
320	HAIRWARE—GROOMING EQUIPMENT . . .	16	219	6.6	.1	385	USED PASSENGER CARS—RETAIL . . .	10	1 470	18.2	18.2
380	AUTOMOBILES—TRUCKS	131	122 336	87.6	74.3	386	USED PASSENGER CARS—WHOLE . . .	8	272	3.4	3.4
400	AUTO FUELS—LUBRICANTS	83	1 419	1.2	.9	-	MISCELLANEOUS MERCHANDISE . . .	(X)	77	(X)	1.0
420	AUTO TIRES—BATTERIES—ACCESS . . .	145	17 382	11.5	10.6	400	AUTO FUELS—LUBRICANTS	7	37	.5	.5
500	ALL OTHER MERCHANDISE	35	9 277	84.8	5.6	403	MOTOR OILS—GREASES—OTHER OILS .	7	35	.4	.4
520	NONMERCHANTISE RECEIPTS	146	9 119	6.2	5.5	-	MISCELLANEOUS MERCHANDISE . . .	(X)	2	(X)	(2)
-	MISCELLANEOUS MERCHANDISE	(X)	1 223	(X)	.7	420	AUTO TIRES—BATTERIES—ACCESS . . .	10	799	9.9	9.9
	MOTOR VEHICLE DEALERS (SIC 551, 552)					421	PARTS INSTALLED IN REPAIR WORK	10	420	5.2	5.2
	TOTAL	115	139 239	(X)	100.0	422	PARTS—WHOLESALE	8	111	1.4	1.4
380	AUTOMOBILES—TRUCKS	115	121 728	87.4	87.4	423	PARTS—RETAIL	9	80	1.0	1.0
400	AUTO FUELS—LUBRICANTS	71	817	.7	.6	424	AUTOMOBILE TIRES—BATTERIES—ACC	6	188	2.7	2.3
420	AUTO TIRES—BATTERIES—ACCESS . . .	90	8 649	6.3	6.2	520	NONMERCHANTISE RECEIPTS	9	690	8.5	8.5
520	NONMERCHANTISE RECEIPTS	89	7 497	5.8	5.4	527	SERVICE LABOR	9	575	7.1	7.1
-	MISCELLANEOUS MERCHANDISE	(X)	548	(X)	.4	528	OTHER NONMERCHANTISE RECEIPTS .	6	115	1.4	1.4
	DEALERS WITH DOMESTIC CAR FRANCHISE ONLY (SIC 551 PT.)					-	MISCELLANEOUS MERCHANDISE . . .	(X)	1	(X)	(2)
	TOTAL	66	105 628	(X)	100.0		DEALERS WITH DOMESTIC AND IMPORT CAR FRANCHISES (SIC 551 PT.)				
							TOTAL	9	19 156	(X)	100.0
380	AUTOMOBILES—TRUCKS	9	16 392	85.6	85.6	380	AUTOMOBILES—TRUCKS	9	16 392	85.6	85.6
400	AUTO FUELS—LUBRICANTS	71	817	.7	.6	381	NEW PASSENGER CARS—RETAIL . . .	9	11 369	59.3	59.3
420	AUTO TIRES—BATTERIES—ACCESS . . .	90	8 649	6.3	6.2	383	NEW COMMERCIAL VEHICLES—RETAIL	4	963	8.0	5.0
520	NONMERCHANTISE RECEIPTS	89	7 497	5.8	5.4	385	USED PASSENGER CARS—RETAIL . . .	8	3 212	19.1	16.8
-	MISCELLANEOUS MERCHANDISE	(X)	548	(X)	.4	386	USED PASSENGER CARS—WHOLE . . .	6	505	3.1	2.6
	DEALERS WITH DOMESTIC CAR FRANCHISE ONLY (SIC 551 PT.)					-	MISCELLANEOUS MERCHANDISE . . .	(X)	340	(X)	1.8
	TOTAL	66	105 628	(X)	100.0	400	AUTO FUELS—LUBRICANTS	6	106	.8	.6
						403	MOTOR OILS—GREASES—OTHER OILS .	5	64	.5	.3
						-	MISCELLANEOUS MERCHANDISE . . .	(X)	42	(X)	.2
						420	AUTO TIRES—BATTERIES—ACCESS . . .	9	1 165	6.1	6.1
						421	PARTS INSTALLED IN REPAIR WORK	9	667	3.5	3.5
						422	PARTS—WHOLESALE	9	362	1.9	1.9
						423	PARTS—RETAIL	8	38	.2	.2
						424	AUTOMOBILE TIRES—BATTERIES—ACC	7	98	.5	.5
						520	NONMERCHANTISE RECEIPTS	9	974	5.1	5.1
						527	SERVICE LABOR	8	900	5.4	4.7
						-	MISCELLANEOUS	(X)	70	(X)	.4
						-	MISCELLANEOUS MERCHANDISE . . .	(X)	519	(X)	2.7
							MOTOR VEHICLE DEALERS—USED CARS ONLY (SIC 552)				
							TOTAL	30	6 376	(X)	100.0

Standard Notes: - Represents zero. D Withheld to avoid disclosure. NA Not available. X Not applicable. Z Less than 0.05 percent.
¹Detail may not add to total due to rounding.
²Merchandise line detail withheld due to insufficient reporting.

TABLE 1. The State: 1967—Continued

(Includes only establishments with payroll. For explanation of tables, see "Description of the Tables" in text)

Merchandise line code	Kind of business and merchandise line	Establishments (number)	Sales of specified merchandise lines			Merchandise line code	Kind of business and merchandise line	Establishments (number)	Sales of specified merchandise lines		
			Amount ¹ (\$1,000)	As percent of total sales of--					Amount ¹ (\$1,000)	As percent of total sales of--	
				Establishments handling the line	All establishments ²					Establishments handling the line	All establishments ²
380	AUTOMOBILES-TRUCKS	30	6 097	95.6	95.6	520	NONMERCHANTOISE RECEIPTS.	6	119	9.0	5.9
385	USED PASSENGER CARS-RETAIL	30	5 701	89.4	89.4	527	SERVICE LABOR.	6	71	5.3	3.5
386	USED PASSENGER CARS-WHSL.	10	232	15.1	3.6	-	MISCELLANEOUS	(X)	46	(X)	2.3
-	MISCELLANEOUS MERCHANTOISE.	(X)	125	(X)	2.0	-	MISCELLANEOUS MERCHANTOISE.	(X)	103	(X)	5.1
420	AUTO TIRES-BATTERIES-ACCESS.	6	119	4.9	1.9		HOUSEHOLD TRAILER DEALERS (SIC 5592)				
-	MISCELLANEOUS MERCHANTOISE.	(X)	160	(X)	2.5		TOTAL	28	9 243	(X)	100.0
	TIRE, BATTERY, AND ACCESSORY OLRS (SIC 553)					500	ALL OTHER MERCHANTOISE.	28	9 179	99.3	99.3
	TOTAL	55	13 416	(X)	100.0	504	MOBILE HOMES-HOUSEHOLD TRLRS	26	7 817	99.0	84.6
220	MAJOR APPL-RAOIO-TV-MUSICAL INST	22	1 630	25.8	12.1	-	MISCELLANEOUS MERCHANTOISE.	(X)	1 358	(X)	14.7
260	KITCHENWARE-HOME FURNISHINGS	12	82	4.5	.6	520	NONMERCHANTOISE RECEIPTS.	7	52	5.2	.6
300	SPORTING-RECREATION EQUIPMENT.	16	144	4.8	1.1	-	MISCELLANEOUS MERCHANTOISE.	(X)	12	(X)	.1
320	HAROWARE-GAROENING EQUIPMENT	15	215	10.0	1.6		AIRCRAFT, MOTORCYCLE DEALERS (SIC 5599 PT.)				
400	AUTO FUELS-LUBRICANTS.	10	523	13.8	3.9		TOTAL	3	639	(X)	100.0
420	AUTO TIRES-BATTERIES-ACCESS.	55	8 726	65.0	65.0	380	AUTOMOBILES-TRUCKS	3	594	93.0	93.0
500	ALL OTHER MERCHANTOISE.	4	65	7.3	.5	389	MOTORCYCLES-MOTORSOOTERS.	3	491	76.8	76.8
520	NONMERCHANTOISE RECEIPTS.	42	1 430	11.9	10.7	-	MISCELLANEOUS MERCHANTOISE.	(X)	103	(X)	16.1
-	MISCELLANEOUS MERCHANTOISE.	(X)	601	(X)	4.5		MISCELLANEOUS MERCHANTOISE.	(X)	45	(X)	7.0
	HOME AND AUTO SUPPLY STORES (SIC 553 PT.)						AUTOMOTIVE DEALERS, N.E.C. (SIC 5599 PT.)				
	TOTAL	10	3 985	(X)	100.0		TOTAL	-	-	(X)	-
	OTHER TIRE, BATTERY AND ACCESSORY DEALERS (SIC 553 PT.)						GASOLINE SERVICE STATIONS (SIC 554)				
	TOTAL	45	9 431	(X)	100.0	020	GROCERIES-OTHER FOODS.	104	385	2.2	.7
220	MAJOR APPL-RAOIO-TV-MUSICAL INST	11	127	4.6	1.3	040	MEALS-SNACKS	13	153	9.0	.3
221	MAJOR HOUSEHOLD APPLIANCES	11	61	2.1	.6	100	CIGARS-CIGARETTES-TOBACCO.	87	388	4.3	.7
222	RAOIOS-TV'S MUSICAL INSTR.	11	66	2.5	.7	380	AUTOMOBILES-TRUCKS	9	44	12.5	.1
300	SPORTING-RECREATION EQUIPMENT.	7	57	3.2	.6	400	AUTO FUELS-LUBRICANTS.	428	44 103	84.4	84.4
317	ALL OTHER SPTG GOOOS EXC BOATS	7	18	1.0	.2	401	GASOLINE	428	41 535	79.5	79.5
-	MISCELLANEOUS MERCHANTOISE.	(X)	39	(X)	.4	402	OTHER AUTOMOTIVE FUELS	36	536	6.5	1.0
320	HAROWARE-GAROENING EQUIPMENT	7	21	1.8	.2	403	MOTOR OILS-GREASES-OTHER OILS.	399	2 031	4.0	3.9
400	AUTO FUELS-LUBRICANTS.	10	160	11.1	1.7	420	AUTO TIRES-BATTERIES-ACCESS.	373	5 695	12.7	10.9
420	AUTO TIRES-BATTERIES-ACCESS.	45	7 885	83.6	83.6	421	PARTS INSTALLEO IN REPAIR WORK	194	1 640	7.5	3.1
416	NEW TIRES-TUBES(TO FLEET OPRTRS	14	405	13.9	4.3	423	PARTS-RETAIL	54	356	4.4	.7
417	NEW TIRES-TUBES(TO OTHER USERS)	31	3 166	37.0	33.6	424	AUTOMOBILE TIRES-BATTERIES-ACC	352	3 698	8.5	7.1
418	RETREAOS(TO FLEET OPERATORS)	8	48	2.8	.5	480	HOUSEHOLD FUELS-ICE.	15	117	4.0	.2
419	RETREAOS(TO OTHER USERS)	21	245	6.0	2.6	500	ALL OTHER MERCHANDISE.	8	35	8.3	.1
426	AUTOMOBILE ACCESSORIES	34	2 383	46.8	25.3	520	NONMERCHANTOISE RECEIPTS.	220	1 293	4.9	2.5
428	NEW AUTO TIRES SOLO TO DEALERS	16	518	15.7	5.5	527	SERVICE LABOR.	211	1 155	4.6	2.2
429	NEW TRUCK-BUS TIRES (TO USERS)	18	642	17.5	6.8	-	MISCELLANEOUS MERCHANTOISE.	(X)	64	(X)	.1
431	NEW TRK-BUS TIRES(TO DEALERS).	10	84	3.9	.9		APPAREL AND ACCESSORY STORES (SIC 56)				
433	RETREAOS SOLO TO DEALERS	10	77	3.5	.8		TOTAL	241	45 176	(X)	100.0
434	RETREAOS-TRUCK-BUS (TO USERS).	12	125	4.5	1.3	120	COSMETICS-ORUGS-CLEANERS	12	329	2.7	.7
436	STORAGE BATTERIES.	23	173	4.0	1.8	140	MEN'S-BOYS' CLOTHING EXC FOOTWR.	93	10 924	44.6	24.2
-	MISCELLANEOUS MERCHANTOISE.	(X)	19	(X)	.2	160	WOMEN'S-GIRLS' CLOTHING, EX FOOTWR	166	23 331	66.8	51.6
520	NONMERCHANTOISE RECEIPTS.	32	1 151	13.9	12.2	180	ALL FOOTWEAR	116	9 015	35.8	20.0
-	MISCELLANEOUS MERCHANTOISE.	(X)	30	(X)	.3	200	CURTAINS-ORAPERIES-ORY GOOOS	18	538	8.9	1.2
	BOAT DEALERS (SIC 5591)					240	FURNITURE-SLEEP EQUIP-FLOOR COV.	3	34	1.8	.1
	TOTAL	11	2 033	(X)	100.0	280	JEWELRY-OPTICAL GOOOS.	16	224	2.0	.5
300	SPORTING-RECREATION EQUIPMENT.	11	1 811	89.1	89.1	300	SPORTING-RECREATION EQUIPMENT.	7	46	1.4	.1
307	OUTBOARO BOATS	9	387	19.5	19.0	500	ALL OTHER MERCHANTOISE.	8	162	6.8	.4
308	OUTBOARO MOTORS.	9	207	10.4	10.2	520	NONMERCHANTOISE RECEIPTS.	35	447	3.7	1.0
309	INBOARO MOTOR BOATS.	5	335	21.3	16.5	-	MISCELLANEOUS MERCHANTOISE.	(X)	126	(X)	.3
311	INBOARO-OUTORIVE BOATS	7	377	19.9	18.5		WOMEN'S CLOTHING, SPECIALTY STRS. FURRIERS (SIC 562, 3, B)				
312	BOAT TRAILERS.	8	71	3.6	3.5		TOTAL	94	18 890	(X)	100.0
313	MARINE ACCESS. AND PARTS	9	239	12.1	11.8	120	COSMETICS-ORUGS-CLEANERS	7	227	3.2	1.2
318	ALL OTHER BOATS.	5	103	9.7	5.1	140	MEN'S-BOYS' CLOTHING EXC FOOTWR.	10	425	6.1	2.2
319	ALL OTHER MOSE-EXC BOATS	6	92	12.0	4.5						

Standard Notes: - Represents zero. D Withheld to avoid disclosure.
¹Detail may not add to total due to rounding.
²Merchandise line detail withheld due to insufficient reporting.

NA Not available. X Not applicable.

Z Less than 0.05 percent.

TABLE 1. The State: 1967—Continued

(Includes only establishments with payroll. For explanation of tables, see "Description of the Tables" in text)

Merchandise line code	Kind of business and merchandise line	Establishments (number)	Sales of specified merchandise lines			Merchandise line code	Kind of business and merchandise line	Establishments (number)	Sales of specified merchandise lines		
			Amount ¹ (\$1,000)	As percent of total sales of--					Amount ¹ (\$1,000)	As percent of total sales of--	
				Establishments handling the line	All establishments ¹					Establishments handling the line	All establishments ¹
160	WOMEN'S-GIRLS'CLOTHING,EX FOOTWR	94	17 314	91.7	91.7						
180	ALL FOOTWEAR	16	404	8.9	2.1						
280	JEWELRY-OPTICAL GOODS	9	150	2.0	.8						
520	NONMERCHANTOISE RECEIPTS	15	281	3.1	1.5						
-	MISCELLANEOUS MERCHANTOISE	(X)	88	(X)	.5			2	(0)	(X)	100.0
	WOMEN'S REAOY-TO-WEAR STORES (SIC 562)										
	TOTAL	72	15 542	(X)	100.0			28	8 399	(X)	100.0
120	COSMETICS-ORUGS-CLEANERS	7	226	3.2	1.5	120	COSMETICS-ORUGS-CLEANERS	3	90	2.0	1.1
140	MEN'S-BOYS' CLOTHING EXC FOOTWR.	9	379	5.6	2.4	140	MEN'S-BOYS' CLOTHING EXC FOOTWR.	28	3 078	36.6	36.6
142	BOYS' CLOTHING	5	68	7.6	.4	160	WOMEN'S-GIRLS'CLOTHING,EX FOOTWR	28	3 845	45.8	45.8
146	OTHER MEN'S CLOTHING	5	252	4.2	1.6	180	ALL FOOTWEAR	22	632	9.0	7.5
-	MISCELLANEOUS MERCHANTOISE	(X)	59	(X)	.4	200	CURTAINS-ORAPERIES-ORY GOODS	17	512	8.0	6.1
160	WOMEN'S-GIRLS'CLOTHING,EX FOOTWR	72	14 144	91.0	91.0	280	JEWELRY-OPTICAL GOODS	4	59	1.7	.7
161	CHILOREN'S-INFANTS' WEAR	23	460	5.3	3.0	300	SPORTING-RECREATION EQUIPMENT	4	21	.6	.3
163	MILLINERY	22	172	1.8	1.1	520	NONMERCHANTOISE RECEIPTS	5	97	4.4	1.2
164	HOSIERY	35	303	2.7	1.9	-	MISCELLANEOUS MERCHANTOISE	(X)	64	(X)	.8
165	LINGERIE	40	1 257	10.7	8.1						
168	WOMEN'S BLOUSES-SPTSWR	64	3 279	22.9	21.1						
172	ORESSES	72	5 674	36.5	36.5						
173	COATS-SUITS	56	2 238	15.4	14.4						
174	HANOBAGS	45	348	2.8	2.2	140	MEN'S-BOYS' CLOTHING EXC FOOTWR.	9	19	2.7	.2
175	FURS	6	64	3.7	.4	160	WOMEN'S-GIRLS'CLOTHING,EX FOOTWR	22	315	8.1	3.9
176	OTHER WOMENS-GIRLS'CLOTHES ACC	28	348	3.1	2.2	180	ALL FOOTWEAR	59	7 651	95.2	95.2
180	ALL FOOTWEAR	16	398	8.8	2.6	-	MISCELLANEOUS MERCHANTOISE	(X)	54	(X)	.7
280	JEWELRY-OPTICAL GOODS	9	146	1.8	.9						
520	NONMERCHANTOISE RECEIPTS	12	213	2.7	1.4						
-	MISCELLANEOUS MERCHANTOISE	(X)	36	(X)	.2						
	MILLINERY STORES (SIC 563 PT.)										
	TOTAL ²	6	212	(X)	100.0	180	ALL FOOTWEAR	4	613	99.7	99.7
	CORSET AND LINGERIE STORES (SIC 563 PT.)					181	MEN'S AND BOYS' FOOTWEAR	4	613	99.7	99.7
	TOTAL	2	(0)	(X)	100.0	-	MISCELLANEOUS MERCHANTOISE	(X)	2	(X)	.3
	OTHER WOMEN'S ACCESSORY SPECIALTY STORES (SIC 563 PT.)										
	TOTAL	10	2 503	(X)	100.0						
160	WOMEN'S-GIRLS'CLOTHING,EX FOOTWR	10	2 386	95.3	95.3						
164	HOSIERY	8	1 406	64.3	56.2						
165	LINGERIE	6	110	18.8	4.4						
168	WOMEN'S BLOUSES-SPTSWR	8	570	58.4	22.8						
172	ORESSES	5	106	17.8	4.2						
173	COATS-SUITS	5	59	7.1	2.4						
176	OTHER WOMENS-GIRLS'CLOTHES ACC	5	62	9.6	2.5						
-	MISCELLANEOUS MERCHANTOISE	(X)	73	(X)	3.0	140	MEN'S-BOYS' CLOTHING EXC FOOTWR.	8	17	3.6	.3
520	NONMERCHANTOISE RECEIPTS	4	10	1.7	.4	160	WOMEN'S-GIRLS'CLOTHING,EX FOOTWR	16	173	5.8	3.1
-	MISCELLANEOUS MERCHANTOISE	(X)	107	(X)	4.3	180	ALL FOOTWEAR	37	5 311	96.1	96.1
	FURRIERS AND FUR SHOPS (SIC 568)					181	MEN'S AND BOYS' FOOTWEAR	37	1 203	21.8	21.8
	TOTAL	4	(0)	(X)	100.0	182	WOMEN'S AND GIRLS' FOOTWEAR	37	2 901	52.5	52.5
	MEN'S AND BOYS' CLOTHING FURNISHINGS STORES (SIC 561)					183	CHILOREN'S AND INFANTS' FOOTWR	34	1 207	23.7	21.8
	TOTAL	41	7 995	(X)	100.0	-	MISCELLANEOUS MERCHANTOISE	(X)	28	(X)	.5
140	MEN'S-BOYS' CLOTHING EXC FOOTWR.	41	7 187	89.9	89.9						
142	BOYS' CLOTHING	14	566	13.6	7.1						
143	MEN'S TAILOREO OUTERWEAR	28	3 404	47.5	42.6						
144	OTHER MEN'S OUTERWEAR	24	674	10.7	8.4						
145	MEN'S HATS	21	176	3.1	2.2						
146	OTHER MEN'S CLOTHING	39	2 366	29.9	29.6						
160	WOMEN'S-GIRLS'CLOTHING,EX FOOTWR	4	473	16.1	5.9						
180	ALL FOOTWEAR	16	302	6.2	3.8						
-	MISCELLANEOUS MERCHANTOISE	(X)	33	(X)	.4						
	MISCELLANEOUS MERCHANTOISE										
	TOTAL	186	43 966	(X)	100.0	200	CURTAINS-ORAPERIES-ORY GOODS	37	873	10.7	2.0
						220	MAJOR APPL-RAIO-TV-MUSICAL INST	97	18 719	75.0	42.6
						240	FURNITURE-SLEEP EQUIP-FLOOR COV.	98	21 124	88.8	48.0

Standard Notes: - Represents zero. D Withheld to avoid disclosure. NA Not available. X Not applicable. Z Less than 0.05 percent.
¹Detail may not add to total due to rounding.
²Merchandise line detail withheld due to insufficient reporting.

TABLE 1. The State: 1967—Continued

(Includes only establishments with payroll. For explanation of tables, see "Description of the Tables" in text)

Merchandise line code	Kind of business and merchandise line	Establishments (number)	Sales of specified merchandise lines			Merchandise line code	Kind of business and merchandise line	Establishments (number)	Sales of specified merchandise lines		
			Amount ¹ (\$1,000)	As percent of total sales of--					Amount ¹ (\$1,000)	As percent of total sales of--	
				Establishments handling the line	All establishments ¹					Establishments handling the line	All establishments ¹
260	KITCHENWARE—HOME FURNISHINGS . . .	4S	1 413	9.9	3.2	220	MAJOR APPL—RADIO—TV—MUSICAL INST	23	4 907	90.1	90.1
340	LUMBER—BUILDING MATERIALS	6	115	10.7	.3	224	NEW MAJOR APPLIANCES	9	1 030	27.5	18.9
500	ALL OTHER MERCHANDISE	7	111	27.2	.3	22S	NEW RADIOS—TV'S ETC.	23	3 648	67.0	67.0
520	NONMERCHANDISE RECEIPTS	61	1 2S7	8.3	2.9	226	USED MAJOR APPL—RADIOS—TV'S . .	8	62	7.8	1.1
-	MISCELLANEOUS MERCHANDISE	(X)	3S3	(X)	.8	227	RECOROS—TAPES—MUSICAL INSTR. . .	5	167	15.7	3.1
	FURNITURE STORES (SIC 5712)					260	KITCHENWARE—HOME FURNISHINGS . .	4	26S	8.4	4.9
	TOTAL	70	21 060	(X)	100.0	264	SMALL ELECTRICAL APPLIANCES . . .	3	199	7.0	3.7
200	CURTAINS—ORAPERIES—DRY GOODS . .	13	283	4.2	1.3	-	MISCELLANEOUS MERCHANDISE	(X)	66	(X)	1.2
220	MAJOR APPL—RADIO—TV—MUSICAL INST	18	856	20.2	4.1	520	NONMERCHANDISE RECEIPTS	4	121	30.9	2.2
						-	MISCELLANEOUS MERCHANDISE	(X)	1S0	(X)	2.8
240	FURNITURE—SLEEP EQUIP—FLOOR COV.	70	19 104	90.7	90.7		RECORD SHOPS (SIC 5733 PT.)				
243	SLEEP EQUIPMENT	59	2 328	12.S	11.1		TOTAL ²	4	205	(X)	100.0
244	OTHER HOUSEHOLD FURNITURE	68	13 94S	66.9	66.2		MUSICAL INSTRUMENT STORES (SIC 5733 PT.)				
24S	FLOOR COVERINGS—SOFT SURFACE . . .	S2	2 680	14.1	12.7		TOTAL	9	1 904	(X)	100.0
247	NONHOUSEHOLD FURNITURE	7	93	4.6	.4	220	MAJOR APPL—RADIO—TV—MUSICAL INST	9	1 844	96.8	96.8
-	MISCELLANEOUS MERCHANDISE	(X)	SB	(X)	.3	228	PIANOS	6	363	21.7	19.1
260	KITCHENWARE—HOME FURNISHINGS . . .	18	232	3.7	1.1	229	ORGANS	6	633	37.7	33.2
520	NONMERCHANDISE RECEIPTS	17	S0S	6.7	2.4	231	MUSICAL INSTR—ACCESSORIES	6	274	20.1	14.4
-	MISCELLANEOUS MERCHANDISE	(X)	80	(X)	.4	232	RADIO PHONO—TAPE RCDRS—TV'S . .	5	434	23.2	22.8
	HOME FURNISHINGS STORES (OTHER 571)					233	RECOROS—TAPES—RELATEO ACCESS . .	4	97	6.0	5.1
	TOTAL ²	37	2 837	(X)	100.0	-	MISCELLANEOUS MERCHANDISE	(X)	42	(X)	2.2
	FLOOR COVERINGS STORES (SIC 5713)					-	MISCELLANEOUS MERCHANDISE	(X)	60	(X)	3.2
	TOTAL	18	1 970	(X)	100.0		EATING AND DRINKING PLACES (SIC 58)				
200	CURTAINS—ORAPERIES—DRY GOODS . .	4	112	22.2	S.7		TOTAL	633	56 914	(X)	100.0
240	FURNITURE—SLEEP EQUIP—FLOOR COV.	18	1 80S	91.6	91.6	020	GROCERIES—OTHER FOODS	4S	437	11.9	.8
-	MISCELLANEOUS MERCHANDISE	(X)	53	(X)	2.7	040	MEALS—SNACKS	552	43 201	81.9	7S.9
	ORAPERY, CURTAIN, AND UPHOLSTERY STORES (SIC 5714)					060	ALCOHOLIC DRINKS	271	10 90S	35.1	19.2
	TOTAL ²	12	429	(X)	100.0	080	PACKAGED ALCOHOLIC BEVERAGES . . .	56	1 460	23.6	2.6
	CHINA, GLASSWARE, AND METALWARE STORES (SIC 5715)					100	CIGARS—CIGARETTES—TOBACCO	88	396	3.3	.7
	TOTAL	5	(D)	(X)	100.0	500	ALL OTHER MERCHANDISE	9	74	12.S	.1
	MISCELLANEOUS HOME FURNISHINGS STORES (SIC 5719)					520	NONMERCHANDISE RECEIPTS	46	359	15.3	.6
	TOTAL	2	(D)	(X)	100.0	-	MISCELLANEOUS MERCHANDISE	(X)	82	(X)	.1
	HOUSEHOLD APPLIANCE STORES (SIC 572)						EATING PLACES (SIC 5812)				
	TOTAL	43	12 516	(X)	100.0		TOTAL	472	48 974	(X)	100.0
200	CURTAINS—DRAPERIES—DRY GOODS . .	7	113	13.2	.9	020	GROCERIES—OTHER FOODS	40	421	12.0	.9
220	MAJOR APPL—RADIO—TV—MUSICAL INST	41	10 893	87.5	87.0	040	MEALS—SNACKS	472	42 477	86.7	86.7
224	NEW MAJOR APPLIANCES	41	8 636	69.4	69.0	060	ALCOHOLIC DRINKS	110	4 733	20.S	9.7
22S	NEW RADIOS—TV'S ETC.	25	2 100	30.2	16.8	080	PACKAGED ALCOHOLIC BEVERAGES . . .	12	500	16.3	1.0
226	USED MAJOR APPL—RADIOS—TV'S . . .	13	132	3.6	1.1	100	CIGARS—CIGARETTES—TOBACCO	64	358	3.0	.7
-	MISCELLANEOUS MERCHANDISE	(X)	16	(X)	.1	500	ALL OTHER MERCHANDISE	8	71	10.0	.1
260	KITCHENWARE—HOME FURNISHINGS . . .	14	S40	12.6	4.3	520	NONMERCHANDISE RECEIPTS	36	334	15.9	.7
264	SMALL ELECTRICAL APPLIANCES	13	492	11.4	3.9	-	MISCELLANEOUS MERCHANDISE	(X)	79	(X)	.2
-	MISCELLANEOUS MERCHANDISE	(X)	33	(X)	.3		RESTAURANTS, LUNCHROOMS, CATERERS (SIC 5812 PT.)				
340	LUMBER—BUILDING MATERIALS	4	99	7.8	.8		TOTAL	291	36 365	(X)	100.0
520	NONMERCHANDISE RECEIPTS	26	533	9.8	4.3	020	GROCERIES—OTHER FOODS	31	286	8.3	.8
-	MISCELLANEOUS MERCHANDISE	(X)	338	(X)	2.7	040	MEALS—SNACKS	291	30 647	84.3	84.3
	RADIO AND TELEVISION STORES (SIC 5732)					060	ALCOHOLIC DRINKS	105	4 299	19.6	11.8
	TOTAL	23	5 444	(X)	100.0	080	PACKAGED ALCOHOLIC BEVERAGES . . .	11	497	15.9	1.4
						100	CIGARS—CIGARETTES—TOBACCO	51	186	2.0	.5
						500	ALL OTHER MERCHANDISE	6	62	18.1	.2
						520	NONMERCHANDISE RECEIPTS	24	314	14.7	.9
						-	MISCELLANEOUS MERCHANDISE	(X)	74	(X)	.2
							CAFETERIAS (SIC 5812 PT.)				
							TOTAL	35	2 842	(X)	100.0
						040	MEALS—SNACKS	35	2 812	98.9	98.9
						-	MISCELLANEOUS MERCHANDISE	(X)	30	(X)	1.1

Standard Notes: - Represents zero. D Withheld to avoid disclosure.
¹ Detail may not add to total due to rounding.
² Merchandise line detail withheld due to insufficient reporting.

NA Not available. X Not applicable. Z Less than 0.05 percent.

TABLE 1. The State: 1967—Continued

(Includes only establishments with payroll. For explanation of tables, see "Description of the Tables" in text)

Merchandise line code	Kind of business and merchandise line	Establishments (number)	Sales of specified merchandise lines			Merchandise line code	Kind of business and merchandise line	Establishments (number)	Sales of specified merchandise lines								
			Amount ¹ (\$1,000)	As percent of total sales of--					Amount ¹ (\$1,000)	As percent of total sales of--							
				Estab- lishments handling the line	All estab- lish- ments ¹					Estab- lishments handling the line	All estab- lish- ments ¹						
REFRESHMENT PLACES (SIC 5812 PT.)				SECONDHAND STORES (SIC 5933)													
TOTAL				146	9 767	(X)	100.0	TOTAL									
020	GROCERIES—OTHER FOODS	8	129	39.3	1.3	240	FURNITURE—SLEEP EQUIP—FLOOR COV.	8	(O)	52.5	12.3						
040	MEALS—SNACKS	146	9 017	92.3	92.3	380	AUTOMOBILES—TRUCKS	5				17.5	9.4				
100	CIGARS—CIGARETTES—TOBACCO	12	170	6.8	1.7	420	AUTO TIRES—BATTERIES—ACCESS.	5						67.4	33.4		
-	MISCELLANEOUS MERCHANDISE	(X)	451	(X)	4.6	500	ALL OTHER MERCHANDISE	7								41.1	12.3
						520	NONMERCHANDISE RECEIPTS	6									
						-	MISCELLANEOUS MERCHANDISE	(X)	(X)	25.7							
DRINKING PLACES (ALCOHOLIC BEV.) (SIC 5813)				SPORTING GOODS STORES (SIC 5952)													
TOTAL				161	7 940	(X)	100.0	TOTAL									
040	MEALS—SNACKS	80	724	19.1	9.1	180	ALL FOOTWEAR	5			(D)	8.3	1.1				
060	ALCOHOLIC DRINKS	161	6 172	77.7	77.7	300	SPORTING—RECREATION EQUIPMENT	29						86.8	86.8		
080	PACKAGED ALCOHOLIC BEVERAGES	44	960	29.7	12.1	500	ALL OTHER MERCHANDISE	4	17.5	2.0							
100	CIGARS—CIGARETTES—TOBACCO	23	38	10.2	.5	520	NONMERCHANDISE RECEIPTS	9								19.7	3.0
-	MISCELLANEOUS MERCHANDISE	(X)	46	(X)	.6	-	MISCELLANEOUS MERCHANDISE	(X)									
DRUG STORES AND PROPRIETARY STRS. (SIC 591)				BICYCLE SHOPS (SIC 5953)													
TOTAL ²				119	25 408	(X)	100.0	TOTAL									
DRUG STORES (SIC 591 PT.)				TOTAL													
TOTAL ²				104	22 457	(X)	100.0	TOTAL									
PROPRIETARY STORES (SIC 591 PT.)				TOTAL													
TOTAL				15	2 951	(X)	100.0	220	MAJOR APPL—RAOIO—TV—MUSICAL INST	6	121	6.4	1.6				
120	COSMETICS—DRUGS—CLEANERS	15	2 807	95.1	95.1	260	KITCHENWARE—HOME FURNISHINGS	22	542	12.1	7.1						
-	MISCELLANEOUS MERCHANDISE	(X)	144	(X)	4.9	266	ALL OTHER HOME FURN EXC. CHINA	8	174	6.0	2.3						
MISCELLANEOUS RETAIL STORES (SIC 59 EX. 591)				JEWELRY STORES (SIC 597)													
TOTAL				640	95 891	(X)	100.0	TOTAL									
020	GROCERIES—OTHER FOODS	53	460	7.3	.5	267	CHINA—GLASSWARE	19	368	12.2	4.8						
040	MEALS—SNACKS	32	357	9.5	.4	280	JEWELRY—OPTICAL GOODS	37	6 350	82.7	82.7						
060	ALCOHOLIC DRINKS	47	1 260	21.3	1.3	281	WATCHES—CLOCKS	37	1 008	13.1	13.1						
080	PACKAGED ALCOHOLIC BEVERAGES	268	30 328	82.5	31.6	282	SILVERWARE	24	790	11.0	10.3						
100	CIGARS—CIGARETTES—TOBACCO	51	1 326	40.0	1.4	285	ALL OTHER JEWELRY ITEMS	25	1 036	14.8	13.5						
140	MEN'S—BOYS' CLOTHING EXC FOOTWR.	8	134	16.6	.1	286	OPTICAL GOODS	16	74	5.3	1.0						
160	WOMEN'S—GIRLS' CLOTHING EXC FOOTWR	8	110	20.0	.1	287	DIAMONDS, EXC. DIAMOND WATCHES	37	2 790	36.3	36.3						
180	ALL FOOTWEAR	8	66	16.6	.1	288	RINGS, EXC. DIAMONDS	35	652	8.6	8.5						
220	MAJOR APPL—RAOIO—TV—MUSICAL INST	25	1 030	11.1	1.1	520	NONMERCHANDISE RECEIPTS	25	553	8.7	7.2						
240	FURNITURE—SLEEP EQUIP—FLOOR COV.	15	1 030	52.3	1.1	529	WATCH—CLOCK—JEWELRY REPAIRS	25	525	8.2	6.8						
260	KITCHENWARE—HOME FURNISHINGS	39	973	15.6	1.0	-	MISCELLANEOUS	(X)	22	(X)	.3						
280	JEWELRY—OPTICAL GOODS	71	7 804	72.9	8.1	-	MISCELLANEOUS MERCHANDISE	(X)	111	(X)	1.4						
300	SPORTING—RECREATION EQUIPMENT	43	4 074	52.5	4.2	FUEL OIL DEALERS (SIC 5983)											
320	BARWARE—BARRENING EQUIPMENT	28	666	8.1	.7	TOTAL											
340	LUMBER—BUILDING MATERIALS	18	1 412	19.7	1.5	340	LUMBER—BUILDING MATERIALS	12	1 100	21.5	8.2						
380	AUTOMOBILES—TRUCKS	5	209	18.1	.2	400	AUTO FUELS—LUBRICANTS	8	606	26.4	4.5						
400	AUTO FUELS—LUBRICANTS	12	696	29.1	.7	480	HOUSEHOLD FUELS—ICE	55	10 562	78.4	78.4						
420	AUTO TIRES—BATTERIES—ACCESS.	12	773	29.6	.8	483	OTHER FUELS	55	10 503	78.0	78.0						
440	FARM EQUIPMENT MACHINERY	14	847	18.7	.9	-	MISCELLANEOUS MERCHANDISE	(X)	59	(X)	.4						
460	HAY—GRAIN—FEED—FARM SUPPLIES	46	13 712	100.0	14.3	520	NONMERCHANDISE RECEIPTS	16	190	6.1	1.4						
480	HOUSEHOLD FUELS—ICE	89	15 413	74.1	16.1	-	MISCELLANEOUS MERCHANDISE	(X)	1 009	(X)	7.5						
500	ALL OTHER MERCHANDISE	167	11 585	88.3	12.1	LIQUEFIED PETRL. GAS (BTTLO. GAS) DEALERS (SIC 5984)											
520	NONMERCHANDISE RECEIPTS	127	1 559	8.4	1.6	TOTAL											
-	MISCELLANEOUS MERCHANDISE	(X)	67	(X)	.1	220	MAJOR APPL—RAOIO—TV—MUSICAL INST	9	570	12.1	11.3						
LIQUOR STORES (SIC 592)				TOTAL													
TOTAL				266	32 259	(X)	100.0	480	HOUSEHOLD FUELS—ICE	14	4 328	85.8	85.8				
020	GROCERIES—OTHER FOODS	42	287	5.9	.9	482	OTHER LP GAS SALES	14	4 296	85.2	85.2						
040	MEALS—SNACKS	17	261	10.0	.8	-	MISCELLANEOUS MERCHANDISE	(X)	24	(X)	.5						
060	ALCOHOLIC DRINKS	47	1 253	24.5	3.9	520	NONMERCHANDISE RECEIPTS	8	77	3.2	1.5						
080	PACKAGED ALCOHOLIC BEVERAGES	266	30 219	93.7	93.7	-	MISCELLANEOUS MERCHANDISE	(X)	67	(X)	1.3						
100	CIGARS—CIGARETTES—TOBACCO	26	135	20.0	.4	FUEL AND ICE DEALERS, N.E.C. (SIC 5982)											
-	MISCELLANEOUS MERCHANDISE	(X)	104	(X)	.3	TOTAL ²											
ANTIQUE STORES (SIC 5932)				TOTAL													
TOTAL				4	(D)	(X)	100.0	4	411	(X)	100.0						

Standard Notes: - Represents zero. D Withheld to avoid disclosure. NA Not available. X Not applicable. Z Less than 0.05 percent.
¹Detail may not add to total due to rounding.
²Merchandise line detail withheld due to insufficient reporting.

TABLE 1. The State: 1967—Continued

(Includes only establishments with payroll. For explanation of tables, see "Description of the Tables" in text)

Merchandise line code	Kind of business and merchandise line	Establishments (number)	Sales of specified merchandise lines			Merchandise line code	Kind of business and merchandise line	Establishments (number)	Sales of specified merchandise lines		
			Amount ¹ (\$1,000)	As percent of total sales of--					Amount ¹ (\$1,000)	As percent of total sales of--	
				Estab- lishments handling the line	All estab- lish- ments ¹					Estab- lishments handling the line	All estab- lish- ments ¹
	FLORISTS (SIC 5992)					OPTICAL GOODS STORES (SIC 5999 PT.)					
	TOTAL ²	38	3 204	(X)	100.0	TOTAL	14	1 231	(X)	100.0	
	CIGAR STORES AND STANDS (SIC 5993)					280 - JEWELRY—OPTICAL GOODS	14	1 202	97.6	97.6	
	TOTAL ²	8	1 315	(X)	100.0	- MISCELLANEOUS MERCHANDISE	(X)	29	(X)	2.4	
	BOOK STORES (SIC 5942)					RETAIL STORES, N.E.C. (SIC 5999 PT.)					
	TOTAL ²	7	760	(X)	100.0	TOTAL ²	24	1 367	(X)	100.0	
500	ALL OTHER MERCHANDISE	7	687	90.4	90.4	NONSTORE RETAILERS (SIC 53 PART*)					
513	BOOKS—PERIODICALS	7	597	78.6	78.6	TOTAL	42	13 110	(X)	100.0	
-	MISCELLANEOUS MERCHANDISE	(X)	90	(X)	11.8	020 GROCERIES—OTHER FOODS	9	1 964	53.3	15.0	
-	MISCELLANEOUS MERCHANDISE	(X)	73	(X)	9.6	100 CIGARS—CIGARETTES—TOBACCO	8	2 518	65.7	19.2	
	STATIONERY STORES (SIC 5943)					120 COSMETICS—DRUGS—CLEANERS	10	136	2.2	1.0	
	TOTAL ²	8	859	(X)	100.0	140 MEN'S—BOYS' CLOTHING EXC FOOTWR	11	426	5.7	3.2	
	HAY, GRAIN, AND FEED STORES (SIC 5962)					160 WOMEN'S—GIRLS' CLOTHING EXC FOOTWR	11	1 258	17.1	9.6	
	TOTAL ²	34	11 403	(X)	100.0	180 ALL FOOTWEAR	11	205	2.8	1.6	
	OTHER FARM SUPPLY STORES (SIC 5969 PT.)					200 CURTAINS—DRAPERIES—ORY GOODS	11	538	7.3	4.1	
	TOTAL	10	3 488	(X)	100.0	220 MAJOR APPL—RADIO—TV—MUSICAL INST	15	1 144	14.1	8.7	
460	HAY—GRAIN—FEED—FARM SUPPLIES	10	3 195	91.6	91.6	240 FURNITURE—SLEEP EQUIP—FLOOR COV	12	352	4.8	2.7	
-	MISCELLANEOUS MERCHANDISE	(X)	293	(X)	8.4	260 KITCHENWARE—HOME FURNISHINGS	13	243	3.3	1.9	
	GARDEN SUPPLY STORES (SIC 5969 PT.)					280 JEWELRY—OPTICAL GOODS	11	80	1.0	.6	
	TOTAL ²	3	149	(X)	100.0	300 SPORTING—RECREATION EQUIPMENT	12	198	2.6	1.5	
	NEWS DEALERS AND NEWSSTANDS (SIC 5994)					320 HARWARE—GARDENING EQUIPMENT	11	256	3.5	2.0	
	TOTAL	14	1 678	(X)	100.0	340 LUMBER—BUILDING MATERIALS	11	445	7.7	3.4	
100	CIGARS—CIGARETTES—TOBACCO	13	182	13.3	10.8	380 AUTOMOBILES—TRUCKS	9	26	.4	.2	
500	ALL OTHER MERCHANDISE	14	1 414	84.3	84.3	400 AUTO FUELS—LUBRICANTS	6	25	.8	.2	
-	MISCELLANEOUS MERCHANDISE	(X)	82	(X)	4.9	420 AUTO TIRES—BATTERIES—ACCESS	11	218	3.0	1.7	
	HOBBY, TOY, AND GAME SHOPS (SIC 5995)					440 FARM EQUIPMENT MACHINERY	3	45	1.4	.3	
	TOTAL	12	1 510	(X)	100.0	500 ALL OTHER MERCHANDISE	21	1 301	16.0	9.9	
500	ALL OTHER MERCHANDISE	12	1 452	96.2	96.2	520 NONMERCHANDISE RECEIPTS	15	926	12.0	7.1	
-	MISCELLANEOUS MERCHANDISE	(X)	58	(X)	3.8	- MISCELLANEOUS MERCHANDISE	(X)	806	(X)	6.1	
	CAMERA AND PHOTO SUPPLY STORES (SIC 5996)					MAIL ORDER HOUSES (SIC 532)					
	TOTAL	8	1 366	(X)	100.0	TOTAL	16	(0)	(X)	100.0	
500	ALL OTHER MERCHANDISE	8	1 183	86.6	86.6	120 COSMETICS—DRUGS—CLEANERS	9	.9	.9	.7	
-	MISCELLANEOUS MERCHANDISE	(X)	183	(X)	13.4	140 MEN'S—BOYS' CLOTHING EXC FOOTWR	11	7.2	7.2	7.0	
	GIFT, NOVELTY, AND SOUVENIR SHOPS (SIC 5997)					160 WOMEN'S—GIRLS' CLOTHING EXC FOOTWR	11	21.4	21.4	20.8	
	TOTAL	28	1 527	(X)	100.0	180 ALL FOOTWEAR	11	3.5	3.5	3.4	
260	KITCHENWARE—HOME FURNISHINGS	9	255	35.4	16.7	200 CURTAINS—DRAPERIES—ORY GOODS	11	8.9	8.9	8.7	
280	JEWELRY—OPTICAL GOODS	12	102	12.4	6.7	220 MAJOR APPL—RADIO—TV—MUSICAL INST	12	10.1	10.1	9.9	
500	ALL OTHER MERCHANDISE	28	1 067	69.9	69.9	240 FURNITURE—SLEEP EQUIP—FLOOR COV	11	5.4	5.4	5.3	
-	MISCELLANEOUS MERCHANDISE	(X)	103	(X)	6.7	260 KITCHENWARE—HOME FURNISHINGS	12	3.3	3.3	3.2	
						280 JEWELRY—OPTICAL GOODS	11	1.1	1.1	1.1	
						300 SPORTING—RECREATION EQUIPMENT	12	3.3	3.3	3.2	
						320 HARWARE—GARDENING EQUIPMENT	11	4.1	4.1	4.0	
						340 LUMBER—BUILDING MATERIALS	9	5.2	5.2	4.0	
						380 AUTOMOBILES—TRUCKS	9	.5	.5	.4	
						400 AUTO FUELS—LUBRICANTS	6	1.0	1.0	.4	
						420 AUTO TIRES—BATTERIES—ACCESS	11	3.7	3.7	3.6	
						440 FARM EQUIPMENT MACHINERY	3	1.6	1.6	.6	
						500 ALL OTHER MERCHANDISE	15	9.4	9.4	9.4	
						520 NONMERCHANDISE RECEIPTS	12	14.5	14.5	14.2	
						- MISCELLANEOUS MERCHANDISE	(X)	(X)	(X)	(Z)	
						MERCHANDISING MACHINE OPERATORS (SIC 534)					
						TOTAL	9	4 210	(X)	100.0	
500	ALL OTHER MERCHANDISE	8	1 112	27.8	26.4	020 GROCERIES—OTHER FOODS	6	1 112	27.8	26.4	
-	MISCELLANEOUS MERCHANDISE	(X)	183	(X)	13.4	100 CIGARS—CIGARETTES—TOBACCO	8	2 517	59.8	59.8	
						- MISCELLANEOUS MERCHANDISE	(X)	581	(X)	13.8	
						DIRRECT SELLING ESTABLISHMENTS (SIC 535)					
						TOTAL	17	(0)	(X)	100.0	

Standard Notes: - Represents zero. D Withheld to avoid disclosure. NA Not available. X Not applicable. Z Less than 0.05 percent.
 *Nonstore retailers, part of SIC major group 53, are shown separately in this table.
¹Detail may not add to total due to rounding.
²Merchandise line detail withheld due to insufficient reporting.

TABLE 2. Standard Metropolitan Statistical Areas, by Kind of Business: 1967

Wilmington, Del.-N.J.-Md., SMSA

(Includes only establishments with payroll. For explanation of tables, see "Description of the Tables" in text)

Merchandise line code	Kind of business and merchandise line	Establishments (number)	Sales of specified merchandise lines			Merchandise line code	Kind of business and merchandise line	Establishments (number)	Sales of specified merchandise lines		
			Amount ¹ (\$1,000)	As percent of total sales of--					Amount ¹ (\$1,000)	As percent of total sales of--	
				Estab-lishments handling the line	All estab-lishments ²					Estab-lishments handling the line	All estab-lishments ²
	RETAIL TRADE										
	TOTAL	2 659	785 996	(X)	100.0						
020	GROCERIES-OTHER FOODS	578	138 125	45.5	17.6	340	LUMBER-BUILDING MATERIALS	17	1 685	94.0	94.0
040	MEALS-SNACKS	584	44 146	28.0	5.6	356	ALL OTHER LUMBER-MILLWORK	5	149	21.3	8.3
060	ALCOHOLIC DRINKS	301	12 443	41.0	1.6	357	PAINT-VARNISH ETC.	17	1 287	71.8	71.8
080	PACKAGE ALCOHOLIC BEVERAGES	297	27 526	77.7	3.5	358	PAINT SUNORIES	17	144	8.0	8.0
100	CIGARS-CIGARETTES-TOBACCO	469	19 600	7.2	2.5	359	WALLPAPER-OTHER WALL COVERINGS	4	73	10.1	4.1
120	COSMETICS-DRUGS-CLEANERS	364	32 812	10.2	4.2	361	GLASS	14	32	2.7	1.8
140	MEN'S-BOYS' CLOTHING EXC FOOTWR.	155	26 693	13.5	3.4	-	MISCELLANEOUS MERCHANDISE	(X)	108	(X)	6.0
160	WOMEN'S-GIRLS' CLOTHING, EX FOOTWR	231	56 749	25.9	7.2		ELECTRICAL SUPPLY STORES (SIC 524)				
180	ALL FOOTWEAR	159	13 183	7.5	1.7		TOTAL ²	3	328	(X)	100.0
200	CURTAINS-DRAPERIES-DRY GOODS	142	15 536	9.9	2.0		HARDWARE STORES (SIC 5251)				
220	MAJOR APPL-RADIO-TV-MUSICAL INST	190	30 768	15.4	3.9		TOTAL	34	(0)	(X)	100.0
240	FURNITURE-SLEEP EQUIP-FLOOR COV.	143	31 380	18.5	4.0	220	MAJOR APPL-RADIO-TV-MUSICAL INST	8		10.6	3.8
260	KITCHENWARE-HOME FURNISHINGS	213	11 409	5.3	1.5	260	KITCHENWARE-HOME FURNISHINGS	19		7.4	4.5
280	JEWELRY-OPTICAL GOODS	187	9 550	6.1	1.2	300	SPORTING-RECREATION EQUIPMENT	13		3.8	2.0
300	SPORTING-RECREATION EQUIPMENT	120	13 225	9.0	1.7	320	HARDWARE-GARDENING EQUIPMENT	34	(0)	64.1	64.1
320	HARDWARE-GARDENING EQUIPMENT	189	10 241	5.3	1.3	340	LUMBER-BUILDING MATERIALS	27		20.5	17.7
340	LUMBER-BUILDING MATERIALS	146	21 250	15.4	2.7	520	NONMERCHANDISE RECEIPTS	8		1.5	.7
380	AUTOMOBILES-TRUCKS	127	108 997	57.6	13.9	-	MISCELLANEOUS MERCHANDISE	(X)		(X)	7.2
400	AUTO FUELS-LUBRICANTS	498	47 040	20.5	6.0		FARM EQUIPMENT DEALERS (SIC 5252)				
420	AUTO TIRES-BATTERIES-ACCESS	487	25 853	9.4	3.3	320	HARDWARE-GARDENING EQUIPMENT	4		5.8	1.9
440	FARM EQUIPMENT MACHINERY	26	4 566	11.1	.6	420	AUTO TIRES-BATTERIES-ACCESS	5		6.0	3.2
460	HAY-GRAIN-FEED-FARM SUPPLIES	55	15 060	29.2	1.9	440	FARM EQUIPMENT MACHINERY	14	(0)	87.7	87.7
480	HOUSEHOLD FUELS-ICE	104	11 743	51.7	1.5	520	NONMERCHANDISE RECEIPTS	7		10.1	5.2
500	ALL OTHER MERCHANDISE	475	38 306	11.7	4.9	-	MISCELLANEOUS MERCHANDISE	(X)		(X)	1.9
520	NONMERCHANDISE RECEIPTS	694	19 795	5.1	2.5		GENERAL MERCHANDISE GROUP STORES (SIC 53 PART*)				
	BUILDING MATERIALS, HARDWARE, AND FARM EQUIP DEALERS (SIC 52)						TOTAL	103	150 840	(X)	100.0
	TOTAL	112	26 468	(X)	100.0	020	GROCERIES-OTHER FOODS	48	2 006	1.8	1.3
220	MAJOR APPL-RADIO-TV-MUSICAL INST	14	619	10.7	2.3	040	MEALS-SNACKS	30	2 023	1.8	1.3
240	FURNITURE-SLEEP EQUIP-FLOOR COV.	6	101	6.7	.4	100	CIGARS-CIGARETTES-TOBACCO	20	1 933	2.4	1.3
260	KITCHENWARE-HOME FURNISHINGS	24	383	4.7	1.4	120	COSMETICS-DRUGS-CLEANERS	68	4 018	2.7	2.7
300	SPORTING-RECREATION EQUIPMENT	15	116	3.3	.4	140	MEN'S-BOYS' CLOTHING EXC FOOTWR.	58	18 431	12.8	12.2
320	HARDWARE-GARDENING EQUIPMENT	68	4 234	30.8	16.0	160	WOMEN'S-GIRLS' CLOTHING, EX FOOTWR	60	36 457	25.4	24.2
340	LUMBER-BUILDING MATERIALS	91	15 325	72.8	57.9	180	ALL FOOTWEAR	52	5 231	4.2	3.5
400	AUTO FUELS-LUBRICANTS	4	27	2.2	.1	200	CURTAINS-DRAPERIES-DRY GOODS	87	14 125	9.5	9.4
420	AUTO TIRES-BATTERIES-ACCESS	9	165	5.1	.6	220	MAJOR APPL-RADIO-TV-MUSICAL INST	43	10 682	8.6	7.1
440	FARM EQUIPMENT MACHINERY	16	4 025	77.5	15.2	240	FURNITURE-SLEEP EQUIP-FLOOR COV.	33	9 655	6.9	6.4
480	HOUSEHOLD FUELS-ICE	16	665	13.5	2.5	260	KITCHENWARE-HOME FURNISHINGS	79	8 454	5.7	5.6
500	ALL OTHER MERCHANDISE	6	152	7.1	.6	280	JEWELRY-OPTICAL GOODS	63	2 389	1.8	1.6
520	NONMERCHANDISE RECEIPTS	38	419	3.8	1.6	300	SPORTING-RECREATION EQUIPMENT	34	3 210	2.3	2.1
-	MISCELLANEOUS MERCHANDISE	(X)	237	(X)	.9	320	HARDWARE-GARDENING EQUIPMENT	62	4 980	3.8	3.3
	LUMBER AND OTHER BLDG. MATERIALS DEALERS (SIC 521)					340	LUMBER-BUILDING MATERIALS	20	3 673	3.4	2.4
	TOTAL	38	14 287	(X)	100.0	400	AUTO FUELS-LUBRICANTS	9	435	.8	.3
220	MAJOR APPL-RADIO-TV-MUSICAL INST	4	395	10.8	2.8	420	AUTO TIRES-BATTERIES-ACCESS	12	4 054	6.1	2.7
240	FURNITURE-SLEEP EQUIP-FLOOR COV.	4	44	3.0	.3	500	ALL OTHER MERCHANDISE	78	12 667	8.6	8.4
320	HARDWARE-GARDENING EQUIPMENT	25	718	11.1	5.0	520	NONMERCHANDISE RECEIPTS	22	5 764	4.8	3.8
340	LUMBER-BUILDING MATERIALS	38	12 224	85.6	85.6	-	MISCELLANEOUS MERCHANDISE	(X)	653	(X)	.4
341	LUMBER	35	3 954	27.7	27.7		DEPARTMENT STORES (SIC 531)				
342	PLYWOOD	31	1 438	11.3	10.1		TOTAL	18	(0)	(X)	100.0
343	WINDOWS, DOORS, AND FRAMES-METAL	26	502	5.1	3.5	020	GROCERIES-OTHER FOODS	13		1.4	1.0
344	KITCHEN CABINETS	15	227	2.2	1.6	040	MEALS-SNACKS	9		1.2	.9
345	ALL OTHER MILLWORK	31	1 233	9.4	8.6	100	CIGARS-CIGARETTES-TOBACCO	7		1.4	.9
346	WALLBOARD	31	1 000	7.8	7.0	120	COSMETICS-DRUGS-CLEANERS	17	(0)	2.5	2.5
347	ASPHALT AND ASBESTOS PRODUCTS	30	611	4.8	4.3		MEN'S-BOYS' CLOTHING EXC FOOTWR.	18		13.3	13.3
348	PAINT-GLASS-WALLPAPER	31	439	3.5	3.1		MEN'S CLOTHING	18		10.0	10.0
349	HEATING AND PLUMBING EQUIP	7	156	2.5	1.1		BOYS' CLOTHING	16		3.3	3.2
351	METAL ROOFING AND SIDING	22	176	1.8	1.2						
352	MASONRY SUPPLIES	25	616	9.7	4.3						
353	INSULATION	27	198	2.1	1.4						
354	PREFABRICATED BLDGS AND PARTS	16	335	4.9	2.3						
355	ALL OTHER BUILDING MATERIALS	17	1 328	16.3	9.3						
520	NONMERCHANDISE RECEIPTS	19	105	1.6	.7						
-	MISCELLANEOUS MERCHANDISE	(X)	800	(X)	5.6						
	PLUMBING AND HEATING EQUIP OLRS. (SIC 522)										
	TOTAL ²	6	421	(X)	100.0						
	PAIN, GLASS, AND WALLPAPER STRS. (SIC 523)										
	TOTAL	17	1 793	(X)	100.0						

Standard Notes: - Represents zero. D Withheld to avoid disclosure. NA Not available. X Not applicable. Z Less than 0.05 percent.

*Nonstore retailers, part of SIC major group 53, are shown separately in this table.

¹Detail may not add to total due to rounding.

²Merchandise line detail withheld due to insufficient reporting.

Note: WILMINGTON, DEL.-N.J.-MD., SMSA— Consists of New Castle County, Del.; Salem County, N.J.; and Cecil County, Md.

TABLE 2. Standard Metropolitan Statistical Areas, by Kind of Business: 1967—Continued

Wilmington, Del.-N.J.-Md., SMSA—Continued

(Includes only establishments with payroll. For explanation of tables, see "Description of the Tables" in text)

Merchandise line code	Kind of business and merchandise line	Establishments (number)	Sales of specified merchandise lines			Merchandise line code	Kind of business and merchandise line	Establishments (number)	Sales of specified merchandise lines		
			Amount ¹ (\$1,000)	As percent of total sales of--					Amount ¹ (\$1,000)	As percent of total sales of--	
				Estab-lishments handling the line	All estab-lishments ¹					Estab-lishments handling the line	All estab-lishments ¹
160	WOMEN'S-GIRLS'CLOTHING EX FOOTWR	18		25.8	25.8	280	JEWELRY-OPTICAL GOODS	18	75	1.9	1.4
161	CHILDREN'S-INFANTS' WEAR	18		3.1	3.1	300	SPORTING-RECREATION EQUIPMENT	16	189	5.5	3.5
162	HANOBAGS-ACCESSORIES	17		1.7	1.7	320	HARDWARE-GARDENING EQUIPMENT	20	341	7.5	6.3
163	MILLINERY	16		.4	.4	500	ALL OTHER MERCHANDISE	23	710	14.8	13.2
164	HOSIERY	18		1.5	1.5	520	NONMERCHANDISE RECEIPTS	7	84	6.5	1.6
165	LINGERIE	18		4.2	4.2	-	MISCELLANEOUS MERCHANDISE	(X)	810	(X)	15.0
166	WOMENS COATS-SUITS-FURS-RAINWR	17		2.3	2.3						
167	WOMEN'S DRESSES	18		4.8	4.8						
168	WOMEN'S BLOUSES-SPTSWR	18		5.4	5.4						
169	GIRLS'-SUBTEEN-TEEN WEAR	16		2.3	2.2						
171	OTHER WOMENS-GIRLS-CLOTHES ACC	5		.7	.2						
180	ALL FOOTWEAR	16		4.3	3.8						
200	CURTAINS-DRAPERIES-DRY GOODS . .	18		6.9	6.9	200	CURTAINS-DRAPERIES-DRY GOODS . .	11	2 560	(X)	100.0
201	PIECE GOODS-NOTIONS	14		2.0	1.5						
202	CURTAINS-DRAPERIES	18		5.4	5.4						
220	MAJOR APPL-RADIO-TV-MUSICAL INST	16		9.0	7.9						
221	MAJOR HOUSEHOLD APPLIANCES . . .	13		5.8	4.8						
222	RADIOS-TV'S MUSICAL INSTR.	15		3.5	3.1						
240	FURNITURE-SLEEP EQUIP-FLOOR COV.	17		7.2	7.2						
241	FLOOR COVERINGS	15		2.0	2.0						
242	FURNITURE-SLEEP EQUIPMENT	16		5.2	5.2						
260	KITCHENWARE-HOME FURNISHINGS . .	18	(D)	5.3	5.3						
261	CHINA-GLASSWARE	17		2.7	2.7						
262	KITCHENWARE-HOUSEWARES	17		2.6	2.6						
280	JEWELRY-OPTICAL GOODS	16		1.8	1.6	020	GROCERIES-OTHER FOODS	331	132 878	80.0	80.0
300	SPORTING-RECREATION EQUIPMENT . .	17		2.3	2.3	080	PACKAGED ALCOHOLIC BEVERAGES	35	469	30.0	.3
320	HARDWARE-GARDENING EQUIPMENT . . .	15		3.6	3.2	100	CIGARS-CIGARETTES-TOBACCO	183	11 072	7.4	6.7
321	HARDWARE-TOOLS	12		2.3	1.8	120	COSMETICS-DRUGS-CLEANERS	160	10 919	7.3	6.6
322	GARDENING EQUIPMENT-SUPPLIES . . .	14		1.6	1.4	160	WOMEN'S-GIRLS'CLOTHING EX FOOTWR	24	86	.3	.1
340	LUMBER-BUILDING MATERIALS	11		3.3	2.7	260	KITCHENWARE-HOME FURNISHINGS	27	123	.3	.1
348	PAINT-GLASS-WALLPAPER	11		1.7	1.4	500	ALL OTHER MERCHANDISE	128	9 135	6.2	5.5
-	MISCELLANEOUS MERCHANDISE	(X)		(X)	1.3	520	NONMERCHANDISE RECEIPTS	49	541	2.7	.3
400	AUTO FUELS-LUBRICANTS	6		.7	.3	-	MISCELLANEOUS MERCHANDISE	(X)	963	(X)	.6
420	AUTO TIRES-BATTERIES-ACCESS. . . .	9		5.9	3.1						
500	ALL OTHER MERCHANDISE	18		6.8	6.8						
501	TOYS-GAMES-WHEEL GOODS	17		2.8	2.8						
502	BOOKS-STATIONERY-PHOTO, EQUIP.	16		3.4	3.0						
518	MOSE. EXC. TOY-GAMES-BOOKS-STA	12		1.2	1.1						
520	NONMERCHANDISE RECEIPTS	14		4.7	4.3						
535	ALL OTHER SERVICE RECEIPTS	14		4.3	4.0						
-	MISCELLANEOUS	(X)		(X)	.3						
-	MISCELLANEOUS MERCHANDISE	(X)		(X)	.4						
	VARIETY STORES (SIC 533)										
	TOTAL	38	15 424	(X)	100.0						
020	GROCERIES-OTHER FOODS	18	510	3.8	3.3	020	GROCERIES-OTHER FOODS	233	120 958	78.7	78.7
040	MEALS-SNACKS	9	737	7.5	4.8	021	MEATS-FISH-POULTRY	219	40 518	26.4	26.3
120	COSMETICS-DRUGS-CLEANERS	28	708	4.7	4.6	022	PRODUCE (FRESH FRUITS-VEGT8LS)	206	12 040	7.9	7.8
140	MEN'S-BOYS' CLOTHING EXC FOOTWR.	29	1 163	7.8	7.5	023	FROZEN FOODS	196	6 906	4.6	4.5
160	WOMEN'S-GIRLS'CLOTHING EXC FOOTWR	29	2 841	19.1	18.4	024	ALL OTHER FOODS	229	61 492	40.2	40.0
180	ALL FOOTWEAR	27	353	2.7	2.3						
200	CURTAINS-DRAPERIES-DRY GOODS . . .	39	2 030	13.2	13.2	080	PACKAGED ALCOHOLIC BEVERAGES	34	455	27.2	.3
220	MAJOR APPL-RADIO-TV-MUSICAL INST	11	344	3.2	2.2	100	CIGARS-CIGARETTES-TOBACCO	178	11 015	7.6	7.2
240	FURNITURE-SLEEP EQUIP-FLOOR COV.	8	227	2.1	1.5	120	COSMETICS-DRUGS-CLEANERS	156	10 877	7.6	7.1
260	KITCHENWARE-HOME FURNISHINGS . . .	39	1 203	7.8	7.8	160	WOMEN'S-GIRLS'CLOTHING EXC FOOTWR	24	86	.3	.1
280	JEWELRY-OPTICAL GOODS	30	300	1.9	1.9	260	KITCHENWARE-HOME FURNISHINGS	26	121	.3	.1
320	HARDWARE-GARDENING EQUIPMENT . . .	27	590	4.0	3.8						
340	LUMBER-BUILDING MATERIALS	6	70	3.5	.5	500	ALL OTHER MERCHANDISE	124	9 105	6.4	5.9
500	ALL OTHER MERCHANDISE	38	3 343	22.1	21.7	516	ALL OTHER MERCHANDISE	33	551	1.5	.4
-	MISCELLANEOUS MERCHANDISE	(X)	1 004	(X)	6.5	517	PAPER-PAPER PRODUCTS	120	8 554	6.1	5.6
	GENERAL MERCHANDISE STORES (SIC 539 PART)										
	TOTAL	30	5 385	(X)	100.0						
020	GROCERIES-OTHER FOODS	17	217	11.2	4.0	520	NONMERCHANDISE RECEIPTS	44	509	2.6	.3
120	COSMETICS-DRUGS-CLEANERS	22	175	3.9	3.2	-	MISCELLANEOUS MERCHANDISE	(X)	647	(X)	.4
140	MEN'S-BOYS' CLOTHING EXC FOOTWR.	11	385	22.6	7.1						
160	WOMEN'S-GIRLS'CLOTHING EXC FOOTWR	14	793	40.3	14.7						
180	ALL FOOTWEAR	8	87	7.1	1.6						
200	CURTAINS-DRAPERIES-DRY GOODS . . .	13	435	19.9	8.1						
220	MAJOR APPL-RADIO-TV-MUSICAL INST	16	318	8.6	5.9						
240	FURNITURE-SLEEP EQUIP-FLOOR COV.	8	271	9.0	5.0						
260	KITCHENWARE-HOME FURNISHINGS . . .	22	495	10.5	9.2						

Standard Notes: - Represents zero. D Withheld to avoid disclosure.
¹Detail may not add to total due to rounding.
²Merchandise line detail withheld due to insufficient reporting.

NA Not available. X Not applicable. Z Less than 0.05 percent.

TABLE 2. Standard Metropolitan Statistical Areas, by Kind of Business: 1967—Continued

Wilmington, Del.-N.J.-Md., SMSA—Continued

(Includes only establishments with payroll. For explanation of tables, see "Description of the Tables" in text.)

Merchandise line code	Kind of business and merchandise line	Establishments (number)	Sales of specified merchandise lines			Merchandise line code	Kind of business and merchandise line	Establishments (number)	Sales of specified merchandise lines		
			Amount ¹ (\$1,000)	As percent of total sales of--					Amount ¹ (\$1,000)	As percent of total sales of--	
				Estab-lishments handling the line	All estab-lish-ments ¹					Estab-lishments handling the line	All estab-lish-ments ¹
020	GROCERIES—OTHER FOODS	11	1 491	99.7	99.7	380	AUTOMOBILES—TRUCKS	58	82 660	87.5	87.5
022	PRODUCE (FRESH FRUITS—VEGT8LS/	11	1 339	89.5	89.5	381	NEW PASSENGER CARS—RETAIL . . .	56	51 594	54.6	54.6
-	MISCELLANEOUS MERCHANOISE . . .	(X)	152	(X)	10.2	383	NEW COMMERCIAL VEHICLES—RETAIL	22	3 917	8.7	4.1
-	MISCELLANEOUS MERCHANOISE . . .	(X)	5	(X)	.3	385	USED PASSENGER CARS—RETAIL . .	48	19 215	22.1	20.4
	CANDY, NUT, AND CONFECTIONERY					386	USED PASSENGER CARS—WHOLE . . .	52	6 376	7.1	6.8
	STORES (SIC 544)					387	USED COMMERCIAL VEHICLES . . .	22	655	1.5	.7
	TOTAL	12	455	(X)	100.0	392	ALL OTHER AUTOS—TRUCKS	14	124	.8	.1
						-	MISCELLANEOUS MERCHANOISE . . .	(X)	779	(X)	.8
						400	AUTO FUELS—LUBRICANTS	50	316	.3	.3
						401	GASOLINE	14	110	.3	.1
						403	MOTOR OILS—GREASES—OTHER OILS.	42	175	.3	.2
						-	MISCELLANEOUS MERCHANOISE . . .	(X)	31	(X)	(2)
						420	AUTO TIRES—BATTERIES—ACCESS . .	56	6 576	7.0	7.0
						421	PARTS INSTALLED IN REPAIR WORK	56	2 928	3.1	3.1
						422	PARTS—WHOLESALE	45	2 857	3.3	3.0
						423	PARTS—RETAIL	43	231	.2	.2
						424	AUTOMOBILE TIRES—BATTERIES—ACC	46	560	.8	.6
	RETAIL BAKERIES (SIC 546)					520	NONMERCHANOISE RECEIPTS	57	4 830	5.3	5.1
	TOTAL ²	36	3 780	(X)	100.0	527	SERVICE LABOR	57	3 907	4.3	4.1
						528	OTHER NONMERCHANOISE RECEIPTS.	35	923	1.9	1.0
	RETAIL BAKERIES—BAKING, SELLING					-	MISCELLANEOUS MERCHANOISE . . .	(X)	38	(X)	(2)
	(SIC 5462)						DEALERS WITH IMPORTED CAR				
	TOTAL	25	(0)	(X)	100.0		FRANCHISE ONLY (SIC 551 PT.)				
							TOTAL	9	7 616	(X)	100.0
	RETAIL BAKERIES—SELLING ONLY					380	AUTOMOBILES—TRUCKS	9	6 090	80.0	80.0
	(SIC 5463)					381	NEW PASSENGER CARS—RETAIL . . .	9	4 536	59.6	59.6
	TOTAL	11	(0)	(X)	100.0	385	USED PASSENGER CARS—RETAIL . .	8	1 212	18.4	15.9
						386	USED PASSENGER CARS—WHOLE . . .	6	247	3.7	3.2
	DAIRY PRODUCTS STORES (SIC 545)					-	MISCELLANEOUS MERCHANOISE . . .	(X)	94	(X)	1.2
	TOTAL ²	9	3 180	(X)	100.0	400	AUTO FUELS—LUBRICANTS	6	35	.5	.5
						403	MOTOR OILS—GREASES—OTHER OILS.	6	33	.4	.4
						-	MISCELLANEOUS MERCHANOISE . . .	(X)	2	(X)	(2)
	EGG AND POULTRY DEALERS (SIC 549 PT.)					420	AUTO TIRES—BATTERIES—ACCESS . .	9	849	11.1	11.1
	TOTAL	2	(0)	(X)	100.0	421	PARTS INSTALLED IN REPAIR WORK	9	490	6.4	6.4
						422	PARTS—WHOLESALE	8	97	1.3	1.3
						423	PARTS—RETAIL	8	75	1.0	1.0
						424	AUTOMOBILE TIRES—BATTERIES—ACC	5	187	2.9	2.5
	OTHER MISCELLANEOUS FOOD STORES					520	NONMERCHANDISE RECEIPTS	9	640	8.4	8.4
	(SIC 549 PT.)					527	SERVICE LABOR	9	552	7.2	7.2
	TOTAL	3	(0)	(X)	100.0	528	OTHER NONMERCHANOISE RECEIPTS.	5	88	1.3	1.2
						-	MISCELLANEOUS MERCHANOISE . . .	(X)	1	(X)	(2)
	AUTOMOTIVE DEALERS (SIC 55 EX. 554)						DEALERS WITH DOMESTIC AND IMPORT				
	TOTAL	165	143 643	(X)	100.0		CAR FRANCHISES (SIC 551 PT.)				
							TOTAL	7	16 964	(X)	100.0
300	SPORTING—RECREATION EQUIPMENT . .	20	6 030	100.0	4.2	380	AUTOMOBILES—TRUCKS	7	14 646	86.3	86.3
380	AUTOMOBILES—TRUCKS	103	108 580	86.8	75.6	381	NEW PASSENGER CARS—RETAIL . . .	7	10 492	61.8	61.8
400	AUTO FUELS—LUBRICANTS	71	863	.8	.6	385	USED PASSENGER CARS—RETAIL . .	6	2 627	17.9	15.5
420	AUTO TIRES—BATTERIES—ACCESS . . .	116	15 311	11.4	10.7	386	USED PASSENGER CARS—WHOLE . . .	5	489	3.3	2.9
500	ALL OTHER MERCHANOISE	19	2 358	55.1	1.6	-	MISCELLANEOUS MERCHANOISE . . .	(X)	1 038	(X)	6.1
520	NONMERCHANOISE RECEIPTS	118	7 861	5.9	5.5	400	AUTO FUELS—LUBRICANTS	5	28	.3	.2
-	MISCELLANEOUS MERCHANOISE	(X)	2 640	(X)	1.8	403	MOTOR OILS—GREASES—OTHER OILS.	4	27	.3	.2
	MOTOR VEHICLE DEALERS (SIC 551, 552)					-	MISCELLANEOUS MERCHANOISE . . .	(X)	1	(X)	(2)
	TOTAL	99	123 920	(X)	100.0	420	AUTO TIRES—BATTERIES—ACCESS . .	7	967	5.7	5.7
						421	PARTS INSTALLED IN REPAIR WORK	6	524	3.4	3.1
						422	PARTS—WHOLESALE	6	327	2.1	1.9
						423	PARTS—RETAIL	7	88	.5	.5
						424	AUTOMOBILE TIRES—BATTERIES—ACC	4	27	.2	.2
380	AUTOMOBILES—TRUCKS	99	108 211	87.3	87.3	520	NONMERCHANOISE RECEIPTS	7	805	4.7	4.7
400	AUTO FUELS—LUBRICANTS	62	393	.3	.3	527	SERVICE LABOR	7	800	4.7	4.7
420	AUTO TIRES—BATTERIES—ACCESS . . .	75	8 432	6.9	6.8	-	MISCELLANEOUS	(X)	2	(X)	(2)
520	NONMERCHANOISE RECEIPTS	77	6 315	5.4	5.1	-	MISCELLANEOUS MERCHANOISE . . .	(X)	518	(X)	3.1
-	MISCELLANEOUS MERCHANOISE	(X)	569	(X)	.5		MOTOR VEHICLE DEALERS—USED CARS				
	DEALERS WITH DOMESTIC CAR						FRANCHISE ONLY (SIC 551 PT.)				
	TOTAL	58	94 420	(X)	100.0		ONLY (SIC 552)				
							TOTAL	25	4 920	(X)	100.0

Standard Notes: - Represents zero. D Withheld to avoid disclosure.
¹Detail may not add to total due to rounding.
²Merchandise line detail withheld due to insufficient reporting.

NA Not available. X Not applicable. Z Less than 0.05 percent.

TABLE 2. Standard Metropolitan Statistical Areas, by Kind of Business: 1967—Continued

Wilmington, Del.-N.J.-Md., SMSA—Continued

(Includes only establishments with payroll. For explanation of tables, see "Description of the Tables" in text)

Merchandise line code	Kind of business and merchandise line	Establishments (number)	Sales of specified merchandise lines			Merchandise line code	Kind of business and merchandise line	Establishments (number)	Sales of specified merchandise lines		
			Amount ¹ (\$1,000)	As percent of total sales of--					Amount ¹ (\$1,000)	As percent of total sales of--	
				Establishments handling the line	All establishments ¹					Establishments handling the line	All establishments ¹
	ORAPERY, CURTAIN, AND UPHOLSTERY STORES (SIC 5714)					EATING PLACES (SIC 5812)					
	TOTAL	9	310	(X)	100.0	TOTAL	407	45 041	(X)	100.0	
200	CURTAINS-ORAPERIES-ORY GOOOS	9	275	88.7	88.7	020	GROCERIES-OTHER FOODS	22	328	11.6	.7
-	MISCELLANEOUS MERCHANOISE	(X)	35	(X)	11.3	040	MEALS-SNACKS	407	39 054	86.7	86.7
	CHINA, GLASSWARE, AND METALWARE STORES (SIC 5715)					060	ALCOHOLIC DRINKS	96	4 385	21.8	9.7
	TOTAL ²	4	388	(X)	100.0	080	PACKAGE ALCOHOLIC BEVERAGES	13	533	14.4	1.2
	MISCELLANEOUS HOME FURNISHINGS STORES (SIC 5719)					100	CIGARS-CIGARETTES-TOBACCO	68	327	2.6	.7
	TOTAL	3	(0)	(X)	100.0	520	NONMERCHANOISE RECEIPTS	27	303	14.5	.7
	HOUSEHOLD APPLIANCE STORES (SIC 572)					-	MISCELLANEOUS MERCHANOISE	(X)	111	(X)	.2
	TOTAL	32	(0)	(X)	100.0		RESTAURANTS, LUNCHROOMS, CATERERS (SIC 5812 PT.)				
200	CURTAINS-ORAPERIES-ORY GOOOS	5		14.8	.8		TOTAL	268	34 381	(X)	100.0
220	MAJOR APPL-RAOIO-TV-MUSICAL INST	31		86.4	85.9	020	GROCERIES-OTHER FOODS	18	236	8.9	.7
224	NEW MAJOR APPLIANCES	30		67.7	67.3	040	MEALS-SNACKS	268	29 099	84.6	84.6
225	NEW RAOIOS-TV'S ETC.	20		29.2	17.1	060	ALCOHOLIC DRINKS	92	3 971	20.9	11.5
226	USEO MAJOR APPL-RAOIOS-TV'S	10		4.1	1.3	080	PACKAGE ALCOHOLIC BEVERAGES	13	532	12.7	1.5
260	KITCHENWARE-HOME FURNISHINGS	11	(0)	13.1	4.5	100	CIGARS-CIGARETTES-TOBACCO	49	154	1.4	.4
264	SMALL ELECTRICAL APPLIANCES	10		12.2	4.2	520	NONMERCHANOISE RECEIPTS	21	282	13.3	.8
-	MISCELLANEOUS MERCHANOISE	(X)		(X)	.3	-	MISCELLANEOUS MERCHANOISE	(X)	107	(X)	.3
340	LUMBER-BUILDING MATERIALS	5		6.7	.9		CAFETERIAS (SIC 5812 PT.)				
520	NONMERCHANOISE RECEIPTS	17		11.8	3.7		TOTAL	26	2 070	(X)	100.0
-	MISCELLANEOUS MERCHANOISE	(X)		(X)	4.2	040	MEALS-SNACKS	26	2 059	99.5	99.5
	RAOIO AND TELEVISION STORES (SIC 5732)					-	MISCELLANEOUS MERCHANOISE	(X)	11	(X)	.5
	TOTAL	16	4 805	(X)	100.0		REFRESHMENT PLACES (SIC 5812 PT.)				
220	MAJOR APPL-RAOIO-TV-MUSICAL INST	16	4 426	92.1	92.1	040	MEALS-SNACKS	113	8 590	(X)	100.0
224	NEW MAJOR APPLIANCES	8	1 001	27.3	20.8	100	CIGARS-CIGARETTES-TOBACCO	17	7 896	91.9	91.9
225	NEW RAOIOS-TV'S ETC.	16	3 258	67.8	67.8	-	MISCELLANEOUS MERCHANOISE	(X)	172	7.0	2.0
-	MISCELLANEOUS MERCHANOISE	(X)	160	(X)	3.3		TOTAL	113	522	(X)	6.1
260	KITCHENWARE-HOME FURNISHINGS	3	250	8.5	5.2		ORINKING PLACES (ALCOHOLIC BEV.) (SIC 5813)				
264	SMALL ELECTRICAL APPLIANCES	3	219	7.5	4.6	020	GROCERIES-OTHER FOODS	5	16	5.2	.2
-	MISCELLANEOUS MERCHANOISE	(X)	31	(X)	.6	040	MEALS-SNACKS	78	782	19.2	9.2
	MISCELLANEOUS MERCHANOISE	(X)	129	(X)	2.7	060	ALCOHOLIC DRINKS	168	6 895	80.7	80.7
	RECORD SHOPS (SIC 5733 PT.)					080	PACKAGE ALCOHOLIC BEVERAGES	37	778	29.0	9.1
	TOTAL ²	4	205	(X)	100.0	100	CIGARS-CIGARETTES-TOBACCO	22	39	6.9	.5
	MUSICAL INSTRUMENT STORES (SIC 5733 PT.)					-	MISCELLANEOUS MERCHANOISE	(X)	36	(X)	.4
220	MAJOR APPL-RAOIO-TV-MUSICAL INST	6		96.6	96.6		ORUG STORES AND PROPRIETARY STRS. (SIC 591)				
228	PIANOS	4		21.3	20.9		TOTAL ²	107	22 191	(X)	100.0
229	ORGANS	4		37.7	37.0		ORUG STORES (SIC 591 PT.)				
232	RAOIOS PHONO-TAPE RCORS-TV'S	4	(0)	24.9	24.4		TOTAL ²	93	19 182	(X)	100.0
-	MISCELLANEOUS MERCHANOISE	(X)		(X)	14.3		PROPRIETARY STORES (SIC 591 PT.)				
	MISCELLANEOUS MERCHANOISE	(X)		(X)	3.4		TOTAL	14	3 009	(X)	100.0
	EATING AND ORINKING PLACES (SIC 58)					120	COSMETICS-ORUGS-CLEANERS	14	2 837	94.3	94.3
	TOTAL	575	53 587	(X)	100.0	-	MISCELLANEOUS MERCHANOISE	(X)	172	(X)	5.7
020	GROCERIES-OTHER FOODS	27	344	10.7	.6		MISCELLANEOUS RETAIL STORES (SIC 59 EX. 591)				
040	MEALS-SNACKS	485	39 836	81.0	74.3		TOTAL	509	82 926	(X)	100.0
060	ALCOHOLIC DRINKS	264	11 280	39.5	21.0	020	GROCERIES-OTHER FOODS	50	592	7.8	.7
080	PACKAGE ALCOHOLIC BEVERAGES	51	1 311	20.0	2.4	040	MEALS-SNACKS	16	283	9.3	1.4
100	CIGARS-CIGARETTES-TOBACCO	89	366	3.0	.7	060	ALCOHOLIC DRINKS	37	1 153	20.0	1.4
520	NONMERCHANOISE RECEIPTS	37	333	13.0	.6	080	PACKAGE ALCOHOLIC BEVERAGES	204	25 421	81.0	30.7
-	MISCELLANEOUS MERCHANOISE	(X)	117	(X)	.2	100	CIGARS-CIGARETTES-TOBACCO	44	1 491	29.0	1.8
						120	COSMETICS-ORUGS-CLEANERS	11	82	8.3	.1

Standard Notes: - Represents zero. D Withheld to avoid disclosure. NA Not available. X Not applicable. Z Less than 0.05 percent.
¹ Detail may not add to total due to rounding.
² Merchandise line detail withheld due to insufficient reporting.

TABLE 2. Standard Metropolitan Statistical Areas, by Kind of Business: 1967—Continued

Wilmington, Del.-N.J.-Md., SMSA—Continued

(Includes only establishments with payroll. For explanation of tables, see "Description of the Tables" in text)

Merchandise line code	Kind of business and merchandise line	Establishments (number)	Sales of specified merchandise lines			Merchandise line code	Kind of business and merchandise line	Establishments (number)	Sales of specified merchandise lines					
			Amount ¹ (\$1,000)	As percent of total sales of--					Amount ¹ (\$1,000)	As percent of total sales of--				
				Estab- lishments handling the line	All estab- lish- ments ¹					Estab- lishments handling the line	All estab- lish- ments ¹			
220	MAJOR APPL-RAOIO-TV-MUSICAL INST	16	426	11.3	.5									
240	FURNITURE-SLEEP EQUIP-FLOOR COV.	9	793	50.0	1.0									
260	KITCHENWARE-HOME FURNISHINGS . . .	23	694	13.1	.8									
280	JEWELRY-OPTICAL GOOOS.	57	6 710	72.3	8.1									
300	SPORTING-RECREATION EQUIPMENT. . .	32	3 610	83.0	4.4									
320	HAROWARE-GARDENING EQUIPMENT . . .	12	537	15.3	.6									
340	LUMBER-BUILDING MATERIALS.	15	1 251	19.7	1.5	340	LUMBER-BUILDING MATERIALS.	12	964	19.6	8.3			
380	AUTOMOBILES-TRUCKS	6	249	21.4	.3	400	AUTO FUELS-LUBRICANTS.	9	551	17.0	4.7			
400	AUTO FUELS-LUBRICANTS.	10	603	17.5	.7	480	HOUSEHOLD FUELS-ICE.	51	9 521	81.8	81.8			
420	AUTO TIRES-BATTERIES-ACCESS.	12	852	34.4	1.0	482	OTHER LP GAS SALES	4	160	8.4	1.4			
460	HAY-GRAIN-FEEO-FARM SUPPLIES	33	14 825	96.7	17.9	483	OTHER FUELS.	51	9 301	80.0	80.0			
480	HOUSEHOLD FUELS-ICE.	67	10 565	69.3	12.7	-	MISCELLANEOUS MERCHANOISE.	(X)	60	(X)	.5			
500	ALL OTHER MERCHANOISE.	144	11 180	93.1	13.5	520	NONMERCHANOISE RECEIPTS.	17	140	4.0	1.2			
520	NONMERCHANOISE RECEIPTS.	106	1 320	6.8	1.6	-	MISCELLANEOUS MERCHANOISE.	(X)	457	(X)	3.9			
-	MISCELLANEOUS MERCHANOISE.	(X)	289	(X)	.3									
	LIQUOR STORES (SIC 592)						LIQUEFIED PETRL. GAS (8TTLO. GAS) DEALERS (SIC 5984)							
	TOTAL	202	27 232	(X)	100.0		TOTAL	4	(0)	(X)	100.0			
020	GROCERIES-OTHER FOODS.	36	327	6.5	1.2		FUEL AND ICE DEALERS, N.E.C. (SIC 5982)							
040	MEALS-SNACKS	12	222	9.5	.8		TOTAL ²	4	411	(X)	100.0			
060	ALCOHOLIC DRINKS	36	1 146	22.7	4.2		FLORISTS (SIC 5992)							
080	PACKAGED ALCOHOLIC BEVERAGES	202	25 315	93.0	93.0		TOTAL ²	31	3 038	(X)	100.0			
100	CIGARS-CIGARETTES-TOBACCO.	21	129	5.9	.5		CIGAR STORES AND STANOS (SIC 5993)							
520	NONMERCHANDISE RECEIPTS.	13	53	4.0	.2		TOTAL ²	8	1 315	(X)	100.0			
-	MISCELLANEOUS MERCHANOISE.	(X)	40	(X)	.1		BOOK STORES (SIC 5942)							
	ANTIQUÉ STORES (SIC 5932)						TOTAL	6	726	(X)	100.0			
	TOTAL	2	(0)	(X)	100.0		500	ALL OTHER MERCHANOISE.	6	656	90.4	90.4		
	SECONOHANO STORES (SIC 5933)						513	BOOKS-PERIODICALS.	6	571	78.7	78.7		
	TOTAL	17	(0)	(X)	100.0		-	MISCELLANEOUS MERCHANOISE.	(X)	85	(X)	11.7		
380	AUTOMOBILES-TRUCKS	5		19.4	11.7		-	MISCELLANEOUS MERCHANOISE.	(X)	70	(X)	9.6		
420	AUTO TIRES-BATTERIES-ACCESS.	6		75.6	43.2			STATIONERY STORES (SIC 5943)						
500	ALL OTHER MERCHANOISE.	5	(0)	36.1	11.1			TOTAL ²	9	1 103	(X)	100.0		
520	NONMERCHANOISE RECEIPTS.	5		19.2	7.9			HAY, GRAIN, AND FEEO STORES (SIC 5962)						
-	MISCELLANEOUS MERCHANOISE.	(X)		(X)	26.0			TOTAL	23	11 069	(X)	100.0		
	SPORTING GOODS STORES (SIC 5952)							460	HAY-GRAIN-FEEO-FARM SUPPLIES	23	10 216	92.3	92.3	
	TOTAL	22	(0)	(X)	100.0			520	HOUSEHOLD FUELS-ICE.	5	208	8.6	1.9	
300	SPORTING-RECREATION EQUIPMENT. . . .	22		89.2	89.2			520	NONMERCHANDISE RECEIPTS.	4	88	3.3	.8	
520	NONMERCHANDISE RECEIPTS.	7	(0)	24.5	2.6			-	MISCELLANEOUS MERCHANOISE.	(X)	556	(X)	5.0	
-	MISCELLANEOUS MERCHANDISE.	(X)		(X)	8.2				OTHER FARM SUPPLY STORES (SIC 5969 PT.)					
	BICYCLE SHOPS (SIC 5953)								TOTAL	8	4 708	(X)	100.0	
	TOTAL	1	(0)	(X)	100.0				460	HAY-GRAIN-FEEO-FARM SUPPLIES	8	4 460	94.7	94.7
	JEWELRY STORES (SIC 597)								520	NONMERCHANDISE RECEIPTS.	4	140	4.8	3.0
	TOTAL	26	6 511	(X)	100.0				-	MISCELLANEOUS MERCHANOISE.	(X)	108	(X)	2.3
220	MAJOR APPL-RAOIO-TV-MUSICAL INST	7	137	6.4	2.1				GARDEN SUPPLY STORES (SIC 5969 PT.)					
260	KITCHENWARE-HOME FURNISHINGS	12	422	10.3	6.5				TOTAL ²	3	149	(X)	100.0	
266	ALL OTHER HOME FURN EXC. CHINA	10	195	6.1	3.0				NEWS DEALERS AND NEWSSTANOS (SIC 5994)					
267	CHINA-GLASSWARE.	9	227	8.8	3.5				TOTAL	18	2 042	(X)	100.0	
280	JEWELRY-OPTICAL GOODS.	26	5 307	81.5	81.5				020	GROCERIES-OTHER FOODS.	6	46	7.0	2.3
281	WATCHES-CLOCKS	24	851	13.7	13.1									
282	SILVERWARE	23	687	10.9	10.6									
285	ALL OTHER JEWELRY ITEMS.	23	1 074	18.0	16.5									
286	OPTICAL GOODS.	4	18	2.0	.3									
287	DIAMONDS, EXC. DIAMOND WATCHES	26	2 098	32.2	32.2									
288	RINGS, EXC. DIAMONDS	23	579	9.5	8.9									
520	NONMERCHANDISE RECEIPTS.	25	541	8.3	8.3									
529	WATCH-CLOCK-JEWELRY REPAIRS.	25	498	7.6	7.6									
533	ALL NONMOSE RCPTS FROM CUSTMRS	4	40	2.3	.6									
-	MISCELLANEOUS MERCHANDISE.	(X)	104	(X)	1.6									

Standard Notes: - Represents zero. D Withheld to avoid disclosure.

NA Not available. X Not applicable. Z Less than 0.05 percent.

¹Detail may not add to total due to rounding.
²Merchandise line detail withheld due to insufficient reporting.

TABLE 2. Standard Metropolitan Statistical Areas, by Kind of Business: 1967—Continued

Wilmington, Del.-N.J.-Md., SMSA—Continued

(Includes only establishments with payroll. For explanation of tables, see "Description of the Tables" in text)

Merchandise line code	Kind of business and merchandise line	Establishments (number)	Sales of specified merchandise lines			Merchandise line code	Kind of business and merchandise line	Establishments (number)	Sales of specified merchandise lines																		
			Amount ¹ (\$1,000)	As percent of total sales of--					Amount ¹ (\$1,000)	As percent of total sales of--																	
				Establishments handling the line	All establishments ¹					Establishments handling the line	All establishments ¹																
100	CIGARS-CIGARETTES-TOBACCO	13	339	20.8	16.6	300	SPORTING-RECREATION EQUIPMENT . .	8	(0)	3.1	2.9																
120	COSMETICS-ORUGS-CLEANERS	4	36	6.6	1.8	320	HARWARE-GARDENING EQUIPMENT . . .	8				4.1	3.8														
500	ALL OTHER MERCHANOISE	18	1 578	77.3	77.3	340	LUMBER-BUILDING MATERIALS	7						5.6	4.2												
-	MISCELLANEOUS MERCHANOISE	(X)	43	(X)	2.1	380	AUTOMOBILES-TRUCKS	5								.3	.2										
	HOBBY, TOY, AND GAME SHOPS (SIC 5995)					400	AUTO FUELS-LUBRICANTS	3										.9	.2								
	TOTAL	10	1 434	(X)	100.0	420	AUTO TIRES-BATTERIES-ACCESS	8												3.5	3.3						
500	ALL OTHER MERCHANOISE	10	1 384	96.5	96.5	440	FARM EQUIPMENT MACHINERY	4														1.6	.9				
-	MISCELLANEOUS MERCHANOISE	(X)	50	(X)	3.5	500	ALL OTHER MERCHANOISE	13																13.2	13.2		
	CAMERA AND PHOTO SUPPLY STORES (SIC 5996)					520	NONMERCHANOISE RECEIPTS	10																		14.6	14.1
	TOTAL	8	1 366	(X)	100.0																						
500	ALL OTHER MERCHANOISE	8	1 183	86.6	86.6		MERCHANOISING MACHINE OPERATORS (SIC 534)																				
-	MISCELLANEOUS MERCHANOISE	(X)	183	(X)	13.4		TOTAL	10	4 578	(X)	100.0																
	GIFT, NOVELTY, AND SOUVENIR SHOPS (SIC 5997)					020	GROCERIES-OTHER FOODS	7	1 365	31.3	29.8																
	TOTAL	18	1 128	(X)	100.0	100	CIGARS-CIGARETTES-TOBACCO	8	2 502	57.9	54.7																
260	KITCHENWARE-HOME FURNISHINGS . . .	6	215	44.3	19.1	-	MISCELLANEOUS MERCHANOISE	(X)	710	(X)	15.5																
280	JEWELRY-OPTICAL GOODS	8	69	12.6	6.1		DIRECT SELLING ESTABLISHMENTS (SIC 535)																				
500	ALL OTHER MERCHANOISE	18	789	69.9	69.9		TOTAL	14	(0)	(X)	100.0																
-	MISCELLANEOUS MERCHANOISE	(X)	55	(X)	4.9	020	GROCERIES-OTHER FOODS	4	(0)	84.5	18.6																
	OPTICAL GOODS STORES (SIC 5999 PT.)					500	ALL OTHER MERCHANOISE	6				100.0	(X)	35.8													
	TOTAL	14	1 231	(X)	100.0	-	MISCELLANEOUS MERCHANOISE	(X)							45.6												
280	JEWELRY-OPTICAL GOODS	14	1 202	97.6	97.6																						
-	MISCELLANEOUS MERCHANOISE	(X)	29	(X)	2.4																						
	RETAIL STORES, N.E.C. (SIC 5999 PT.)																										
	TOTAL ²	24	1 344	(X)	100.0																						
	NONSTORE RETAILERS (SIC 53 PART*)																										
	TOTAL	37	10 969	(X)	100.0																						
020	GROCERIES-OTHER FOODS	11	1 650	41.6	15.0																						
100	CIGARS-CIGARETTES-TOBACCO	8	2 503	69.5	22.8																						
120	COSMETICS-ORUGS-CLEANERS	7	45	1.0	.4																						
140	MEN'S-BOYS' CLOTHING EXC FOOTWR.	8	334	6.2	3.0																						
160	WOMEN'S-GIRLS' CLOTHING EXC FOOTWR	8	847	16.0	7.7																						
180	ALL FOOTWEAR	8	157	2.9	1.4																						
200	CURTAINS-ORAPERIES-ORY GOODS . . .	8	411	7.7	3.7																						
220	MAJOR APPL-RADIO-TV-MUSICAL INST	13	1 113	18.0	10.1																						
240	FURNITURE-SLEEP EQUIP-FLOOR COV.	9	271	5.2	2.5																						
260	KITCHENWARE-HOME FURNISHINGS . . .	9	173	3.3	1.6																						
280	JEWELRY-OPTICAL GOODS	8	55	1.0	.5																						
300	SPORTING-RECREATION EQUIPMENT . . .	8	148	2.7	1.3																						
320	HARWARE-GARDENING EQUIPMENT	8	186	3.5	1.7																						
340	LUMBER-BUILDING MATERIALS	7	210	4.9	1.9																						
380	AUTOMOBILES-TRUCKS	5	12	.3	.1																						
400	AUTO FUELS-LUBRICANTS	3	10	.9	.1																						
420	AUTO TIRES-BATTERIES-ACCESS	8	159	2.9	1.4																						
440	FARM EQUIPMENT MACHINERY	4	44	1.4	.4																						
500	ALL OTHER MERCHANOISE	19	1 289	20.9	11.8																						
520	NONMERCHANOISE RECEIPTS	13	749	12.7	6.8																						
-	MISCELLANEOUS MERCHANOISE	(X)	602	(X)	5.5																						
	MAIL ORDER HOUSES (SIC 532)																										
	TOTAL	13	(0)	(X)	100.0																						
120	COSMETICS-ORUGS-CLEANERS	7	(0)	.9	.7																						
140	MEN'S-BOYS' CLOTHING EXC FOOTWR.	8		7.4	6.9																						
160	WOMEN'S-GIRLS' CLOTHING EXC FOOTWR	8		18.8	17.4																						
180	ALL FOOTWEAR	8		3.4	3.2																						
200	CURTAINS-ORAPERIES-ORY GOODS . . .	8		8.9	8.3																						
220	MAJOR APPL-RADIO-TV-MUSICAL INST	10		12.2	11.9																						
240	FURNITURE-SLEEP EQUIP-FLOOR COV.	8		5.4	5.0																						
260	KITCHENWARE-HOME FURNISHINGS . . .	8		3.0	2.8																						
280	JEWELRY-OPTICAL GOODS	8		1.0	1.0																						

Standard Notes: - Represents zero. D Withheld to avoid disclosure. NA Not available. X Not applicable. Z Less than 0.05 percent.
 *Nonstore retailers, part of SIC major group 53, are shown separately in this table.
¹Detail may not add to total due to rounding.
²Merchandise line detail withheld due to insufficient reporting.

TABLE 3. Area Outside Standard Metropolitan Statistical Areas: 1967

(Includes only establishments with payroll. For explanation of tables, see "Description of the Tables" in text)

Merchandise line code	Kind of business and merchandise line	Establishments (number)	Sales of specified merchandise lines			Merchandise line code	Kind of business and merchandise line	Establishments (number)	Sales of specified merchandise lines		
			Amount ¹ (\$1,000)	As percent of total sales of--					Amount ² (\$1,000)	As percent of total sales of--	
				Establishments handling the line	All establishments ¹					Establishments handling the line	All establishments ¹
	RETAIL TRADE					MISCELLANEOUS MERCHANDISE	(X)	121	(X)	4.8	
	TOTAL	1 165	238 946	(X)	100.0	FARM EQUIPMENT DEALERS (SIC 5252)					
020	GROCERIES-OTHER FOODS	263	41 864	49.1	17.5	TOTAL	23	5 346	(X)	100.0	
040	MEALS-SNACKS	226	10 888	38.3	4.6	440 FARM EQUIPMENT MACHINERY	23	4 606	86.2	86.2	
060	ALCOHOLIC DRINKS	88	2 646	40.7	1.1	- MISCELLANEOUS MERCHANDISE	(X)	740	(X)	13.8	
080	PACKAGED ALCOHOLIC BEVERAGES	132	8 460	55.5	3.5	GENERAL MERCHANDISE GROUP STORES (SIC 53 PART*)					
100	CIGARS-CIGARETTES-TOBACCO	249	4 736	7.5	2.0	TOTAL	49	23 013	(X)	100.0	
120	COSMETICS-DRUGS-CLEANERS	186	10 152	10.9	4.2	020 GROCERIES-OTHER FOODS	28	591	3.1	2.6	
140	MEN'S-BOYS' CLOTHING EXC FOOTWR.	90	6 484	12.7	2.7	040 MEALS-SNACKS	9	361	2.8	1.6	
160	WOMEN'S-GIRLS' CLOTHING EXC FOOTWR	118	11 131	20.3	4.7	120 COSMETICS-DRUGS-CLEANERS	39	1 257	5.8	5.5	
180	ALL FOOTWEAR	93	2 848	5.9	1.2	140 MEN'S-BOYS' CLOTHING EXC FOOTWR.	31	2 205	10.4	9.6	
200	CURTAINS-DRAPERIES-DRY GOODS	70	3 730	10.1	1.6	160 WOMEN'S-GIRLS' CLOTHING EXC FOOTWR	31	4 173	19.7	18.1	
220	MAJOR APPL-RADIO-TV-MUSICAL INST	104	7 730	13.7	3.2	180 ALL FOOTWEAR	25	757	3.6	3.3	
240	FURNITURE-SLEEP EQUIP-FLOOR COV.	77	5 626	19.8	2.4	200 CURTAINS-DRAPERIES-DRY GOODS	35	2 805	12.4	12.2	
260	KITCHENWARE-HOME FURNISHINGS	126	2 763	4.4	1.2	220 MAJOR APPL-RADIO-TV-MUSICAL INST	13	1 972	10.9	8.6	
280	JEWELRY-OPTICAL GOODS	80	2 535	7.0	1.1	240 FURNITURE-SLEEP EQUIP-FLOOR COV.	16	781	5.7	3.4	
300	SPORTING-RECREATION EQUIPMENT	79	2 608	6.8	1.1	260 KITCHENWARE-HOME FURNISHINGS	26	1 395	6.5	6.1	
320	HARDWARE-GARDENING EQUIPMENT	132	3 805	5.8	1.6	280 JEWELRY-OPTICAL GOODS	23	663	3.2	2.9	
340	LUMBER-BUILDING MATERIALS	76	12 303	43.9	5.1	300 SPORTING-RECREATION EQUIPMENT	11	565	3.4	2.5	
380	AUTOMOBILES-TRUCKS	94	34 729	61.4	14.5	320 HARDWARE-GARDENING EQUIPMENT	26	934	4.5	4.1	
400	AUTO FUELS-LUBRICANTS	220	13 104	20.2	5.5	340 LUMBER-BUILDING MATERIALS	6	376	5.3	1.6	
420	AUTO TIRES-BATTERIES-ACCESS.	218	7 681	11.1	3.2	500 ALL OTHER MERCHANDISE	29	2 452	11.6	10.7	
440	FARM EQUIPMENT MACHINERY	54	5 624	26.6	2.4	520 NONMERCHANDISE RECEIPTS	8	829	7.1	3.6	
460	HAY-GRAIN-FEED-FARM SUPPLIES	38	6 905	49.1	2.9	- MISCELLANEOUS MERCHANDISE	(X)	897	(X)	3.9	
480	HOUSEHOLD FUELS-ICE	58	8 475	72.9	3.5	DEPARTMENT STORES (SIC 531)					
500	ALL OTHER MERCHANDISE	215	16 118	15.8	6.7	TOTAL	2	(D)	(X)	100.0	
520	NONMERCHANDISE RECEIPTS	318	6 001	6.8	2.5	VARIETY STORES (SIC 533)					
	BUILDING MATERIALS, HARDWARE, AND FARM EQUIP DEALERS (SIC 52)					TOTAL	21	8 967	(X)	100.0	
	TOTAL	78	20 252	(X)	100.0	020 GROCERIES-OTHER FOODS	21	270	3.2	3.0	
220	MAJOR APPL-RADIO-TV-MUSICAL INST	11	581	11.3	2.9	040 MEALS-SNACKS	7	350	4.7	3.9	
240	FURNITURE-SLEEP EQUIP-FLOOR COV.	6	58	6.1	.3	120 COSMETICS-DRUGS-CLEANERS	21	594	7.1	6.6	
260	KITCHENWARE-HOME FURNISHINGS	21	421	7.2	2.1	140 MEN'S-BOYS' CLOTHING EXC FOOTWR.	11	607	7.7	6.8	
300	SPORTING-RECREATION EQUIPMENT	18	140	7.2	.7	160 WOMEN'S-GIRLS' CLOTHING EXC FOOTWR	11	1 933	24.6	21.6	
320	HARDWARE-GARDENING EQUIPMENT	42	2 009	26.8	9.9	180 ALL FOOTWEAR	7	262	3.5	2.9	
340	LUMBER-BUILDING MATERIALS	54	11 261	75.8	55.6	200 CURTAINS-DRAPERIES-DRY GOODS	11	1 277	14.9	14.2	
440	FARM EQUIPMENT MACHINERY	23	4 612	85.7	22.8	220 MAJOR APPL-RADIO-TV-MUSICAL INST	8	270	3.5	3.0	
500	ALL OTHER MERCHANDISE	9	456	14.3	2.3	240 FURNITURE-SLEEP EQUIP-FLOOR COV.	11	196	2.5	2.2	
520	NONMERCHANDISE RECEIPTS	18	217	6.6	1.1	260 KITCHENWARE-HOME FURNISHINGS	8	850	10.2	9.5	
-	MISCELLANEOUS MERCHANDISE	(X)	496	(X)	2.4	280 JEWELRY-OPTICAL GOODS	8	135	1.7	1.5	
	BUILDING MATERIALS AND SUPPLY STORES (SIC 52 EX. 525)					300 SPORTING-RECREATION EQUIPMENT	5	110	1.8	1.2	
	TOTAL	30	12 375	(X)	100.0	320 HARDWARE-GARDENING EQUIPMENT	11	303	3.8	3.4	
320	HARDWARE-GARDENING EQUIPMENT	14	370	9.5	3.0	500 ALL OTHER MERCHANDISE	11	1 494	19.0	16.7	
340	LUMBER-BUILDING MATERIALS	30	10 852	87.7	87.7	520 NONMERCHANDISE RECEIPTS	5	238	4.0	2.7	
341	LUMBER	24	4 451	36.3	36.0	- MISCELLANEOUS MERCHANDISE	(X)	78	(X)	.9	
342	PLYWOOD	20	1 246	16.2	10.1	MISC. GENERAL MERCHANDISE STORES (SIC 539)					
343	WINDOWS, DOORS, AND FRAMES-METAL	16	347	5.7	2.8	TOTAL	26	(D)	(X)	100.0	
344	KITCHEN CABINETS	10	149	2.1	1.2	120 COSMETICS-DRUGS-CLEANERS	16	8.7	6.8		
345	ALL OTHER MILLWORK	21	1 383	14.3	11.2	140 MEN'S-BOYS' CLOTHING EXC FOOTWR.	18	24.1	18.7		
346	WALLBOARD	19	654	9.1	5.3	160 WOMEN'S-GIRLS' CLOTHING EXC FOOTWR	18	33.8	26.2		
347	ASPHALT AND ASBESTOS PRODUCTS	19	458	5.9	3.7	180 ALL FOOTWEAR	16	4.2	3.2		
348	PAINT-GLASS-WALLPAPER	18	296	3.8	2.4	200 CURTAINS-DRAPERIES-DRY GOODS	22	20.5	20.5		
351	METAL ROOFING AND SIDING	11	114	2.0	.9	260 KITCHENWARE-HOME FURNISHINGS	16	5.8	4.5		
352	MASONRY SUPPLIES	15	206	6.9	1.7	280 JEWELRY-OPTICAL GOODS	13	4.6	3.3		
353	INSULATION	15	122	3.5	1.0	320 HARDWARE-GARDENING EQUIPMENT	13	2.7	1.8		
355	ALL OTHER BUILDING MATERIALS	14	894	14.1	7.2	500 ALL OTHER MERCHANDISE	16	9.8	7.6		
-	MISCELLANEOUS MERCHANDISE	(X)	129	(X)	1.0	- MISCELLANEOUS MERCHANDISE	(X)	(X)	7.3		
	HARDWARE STORES (SIC 5251)					FOOD STORES (SIC 54)					
	TOTAL	25	2 531	(X)	100.0	TOTAL	162	51 351	(X)	100.0	
220	MAJOR APPL-RADIO-TV-MUSICAL INST	9	150	11.9	5.9	020 GROCERIES-OTHER FOODS	162	39 862	77.6	77.6	
260	KITCHENWARE-HOME FURNISHINGS	19	277	14.2	10.9	080 PACKAGED ALCOHOLIC BEVERAGES	25	157	3.0	.3	
300	SPORTING-RECREATION EQUIPMENT	17	136	7.1	5.4	100 CIGARS-CIGARETTES-TOBACCO	93	3 705	7.8	7.2	
320	HARDWARE-GARDENING EQUIPMENT	25	1 396	55.2	55.2	120 COSMETICS-DRUGS-CLEANERS	97	3 745	7.7	7.3	
322	GARDENING EQUIPMENT-SUPPLIES	24	231	9.1	9.1	160 WOMEN'S-GIRLS' CLOTHING EXC FOOTWR	12	35	.3	.1	
323	PLUMBING-ELECTRICAL SUPPLIES	24	248	9.8	9.8						
324	OTHER HARDWARE-TOOLS	25	917	36.2	36.2						
340	LUMBER-BUILDING MATERIALS	23	405	16.0	16.0						
364	PAINT-SUNORIES-GLASS-WALLPAPER	23	358	14.1	14.1						
-	MISCELLANEOUS MERCHANDISE	(X)	47	(X)	1.9						
500	ALL OTHER MERCHANDISE	7	46	7.1	1.8						

Standard Notes: - Represents zero. D Withheld to avoid disclosure. NA Not available. X Not applicable. Z Less than 0.05 percent.

*Nonstore retailers, part of SIC major group 53, are shown separately in this table.

¹Detail may not add to total due to rounding.

²Merchandise line detail withheld due to insufficient reporting.

TABLE 3. Area Outside Standard Metropolitan Statistical Areas: 1967—Continued

(Includes only establishments with payroll. For explanation of tables, see "Description of the Tables" in text)

Merchandise line code	Kind of business and merchandise line	Establishments (number)	Sales of specified merchandise lines			Merchandise line code	Kind of business and merchandise line	Establishments (number)	Sales of specified merchandise lines		
			Amount ¹ (\$1,000)	As percent of total sales of--					Amount ¹ (\$1,000)	As percent of total sales of--	
				Establishments handling the line	All establishments ¹					Establishments handling the line	All establishments ¹
	WOMEN'S READY-TO-WEAR STORES (SIC 562)					FURNITURE, HOME FURNISHINGS AND EQUIPMENT STORES (SIC 57)					
	TOTAL	25	3 307	(X)	100.0	TOTAL	70	9 204	(X)	100.0	
140	MEN'S-BOYS' CLOTHING EXC FOOTWR.	3	32	3.8	1.0	200	CURTAINS-ORAPERIES-ORY GOOOS . .	16	186	9.8	2.0
160	WOMEN'S-GIRLS' CLOTHING, EX FOOTWR	25	3 220	97.4	97.4	220	MAJOR APPL-RAOIO-TV-MUSICAL INST	43	3 772	67.6	41.0
161	CHILDREN'S-INFANTS' WEAR	13	139	7.0	4.2	240	FURNITURE-SLEEP EQUIP-FLOOR COV.	39	4 305	79.7	46.8
163	MILLINERY	13	61	2.5	1.8	260	KITCHENWARE-HOME FURNISHINGS . .	20	243	6.8	2.6
164	HOSIERY	16	67	2.4	2.0	520	NONMERCHANOISE RECEIPTS.	32	497	11.0	5.4
165	LINGERIE	16	414	14.8	12.5	-	MISCELLANEOUS MERCHANOISE.	(X)	201	(X)	2.2
168	WOMEN'S BLOUSES-SPTSWR	26	927	28.0	28.0						
172	DRESSES	25	1 174	35.5	35.5						
173	COATS-SUITS	14	297	11.1	9.0						
174	HANOBAGS	27	68	2.1	2.1						
176	OTHER WOMEN'S-GIRLS' CLOTHES ACC	13	65	2.8	2.0						
-	MISCELLANEOUS MERCHANOISE.	(X)	7	(X)	.2						
-	MISCELLANEOUS MERCHANOISE.	(X)	55	(X)	1.7						
	WOMEN'S ACCESSORY AND SPECIALTY STORES (SIC 563)					200	CURTAINS-ORAPERIES-ORY GOOOS . .	7	56	4.5	1.2
	TOTAL ²	6	596	(X)	100.0	240	FURNITURE-SLEEP EQUIP-FLOOR COV.	30	4 025	85.0	85.0
	FURRIERS AND FUR SHOPS (SIC 568)					243	SLEEP EQUIPMENT.	26	513	13.9	10.8
	TOTAL	-	-	(X)	-	244	OTHER HOUSEHOLD FURNITURE.	30	2 834	59.8	59.8
	OTHER APPAREL AND ACCESSORY STRS. (OTHER 56)					245	FLOOR COVERINGS-SOFT SURFACE . . .	22	611	13.8	12.9
	TOTAL	54	8 651	(X)	100.0	-	MISCELLANEOUS MERCHANDISE.	(X)	67	(X)	1.4
140	MEN'S-BOYS' CLOTHING EXC FOOTWR.	37	3 911	52.3	45.2	260	KITCHENWARE-HOME FURNISHINGS . .	10	75	4.1	1.6
160	WOMEN'S-GIRLS' CLOTHING, EX FOOTWR	31	2 268	38.8	26.2	-	MISCELLANEOUS MERCHANOISE.	(X)	581	(X)	12.3
180	ALL FOOTWEAR	40	1 912	24.2	22.1						
200	CURTAINS-ORAPERIES-ORY GOOOS . .	7	374	9.8	4.3						
300	SPORTING-RECREATION EQUIPMENT. . .	5	26	.7	.3						
520	NONMERCHANOISE RECEIPTS.	12	58	9.5	.7						
-	MISCELLANEOUS MERCHANDISE.	(X)	102	(X)	1.2						
	MEN'S AND BOYS' CLOTHING FURNISHINGS STORES (SIC 561)										
	TOTAL	15	2 368	(X)	100.0						
140	MEN'S-BOYS' CLOTHING EXC FOOTWR.	15	2 082	87.9	87.9						
142	BOYS' CLOTHING	8	163	15.0	6.9						
143	MEN'S TAILORED OUTERWEAR	13	965	44.2	40.8						
144	OTHER MEN'S OUTERWEAR.	11	204	13.6	8.6						
145	MEN'S HATS	11	49	2.4	2.1						
146	OTHER MEN'S CLOTHING	14	701	29.6	29.6						
180	ALL FOOTWEAR	9	145	7.7	6.1						
-	MISCELLANEOUS MERCHANOISE.	(X)	141	(X)	6.0						
	FAMILY CLOTHING STORES (SIC 565)										
	TOTAL	15	4 568	(X)	100.0						
140	MEN'S-BOYS' CLOTHING EXC FOOTWR.	15	1 801	39.4	39.4						
160	WOMEN'S-GIRLS' CLOTHING, EX FOOTWR	15	1 906	41.7	41.7						
180	ALL FOOTWEAR	12	345	7.7	7.6						
200	CURTAINS-ORAPERIES-ORY GOOOS . . .	7	373	9.3	8.2						
300	SPORTING-RECREATION EQUIPMENT. . .	4	16	.4	.4						
-	MISCELLANEOUS MERCHANOISE.	(X)	127	(X)	2.8						
	SHOE STORES (SIC 566)										
	TOTAL	18	1 479	(X)	100.0						
140	MEN'S-BOYS' CLOTHING EXC FOOTWR.	6	14	2.7	.9						
160	WOMEN'S-GIRLS' CLOTHING, EX FOOTWR	7	38	7.8	2.6						
180	ALL FOOTWEAR	18	1 414	95.6	95.6						
-	MISCELLANEOUS MERCHANOISE.	(X)	13	(X)	.9						
	APPAREL AND ACCESS. STORES, N.E.C. (SIC 564, 7, 9)										
	TOTAL ²	6	236	(X)	100.0						

Standard Notes: - Represents zero. D Withheld to avoid disclosure. NA Not available. X Not applicable. Z Less than 0.05 percent.
 *Detail may not add to total due to rounding.
 *Merchandise line detail withheld due to insufficient reporting.

TABLE 3. Area Outside Standard Metropolitan Statistical Areas: 1967—Continued

(Includes only establishments with payroll. For explanation of tables, see "Description of the Tables" in text)

Merchandise line code	Kind of business and merchandise line	Establishments (number)	Sales of specified merchandise lines		
			Amount ¹ (\$1,000)	As percent of total sales of--	
				Establishments handling the line	All establishments ¹
	DIRECT SELLING ESTABLISHMENTS (SIC 535)				
	TOTAL ²	5	1 586	(X)	100.0

Standard Notes: - Represents zero. D Withheld to avoid disclosure. NA Not available.
 X Not applicable. Z Less than 0.05 percent.
¹Detail may not add to total due to rounding.
²Merchandise line detail withheld due to insufficient reporting.

TABLE 4. Sales Coverage of Establishments Reporting Merchandise Lines: 1967

Merchandise line code	Kind of business and merchandise line	Sales of establishments reporting merchandise lines as percent of total sales			Merchandise line code	Kind of business and merchandise line	Sales of establishments reporting merchandise lines as percent of total sales		
		Delaware	Wilmington, Del.-N.J.-Md., SMSA	Area outside SMSA			Delaware	Wilmington, Del.-N.J.-Md., SMSA	Area outside SMSA
	RETAIL TRADE REPORTING SALES BY BROAD MERCHANDISE LINE.....	B	B	C		GENERAL MERCHANDISE GROUP STORES (SIC 53 PART*) REPORTING SALES BY BROAD MERCHANDISE LINE.....	B	B	A
	BUILDING MATERIALS, HARDWARE, AND FARM EQUIPMENT DEALERS (SIC 52) REPORTING SALES BY BROAD MERCHANDISE LINE.....	C	C	O		DEPARTMENT STORES (SIC 531) REPORTING SALES BY BROAD MERCHANDISE LINE.....	B	C	A
	BUILDING MATERIALS AND SUPPLY STORES (SIC 52 EX. 525) REPORTING SALES BY BROAD MERCHANDISE LINE.....	(X)	(X)	O	140	REPORTING DETAIL WITHIN THE SPECIFIED BROAD LINE			
340	REPORTING DETAIL WITHIN THE SPECIFIED BROAD LINE LUMBER-BUILDING MATERIALS.....	(X)	(X)	O	160	MEN'S-BOYS' CLOTHING EXC FOOTWR....	C	C	E
	LUMBER AND OTHER BLDG. MATERIALS DEALERS (SIC 521) REPORTING SALES BY BROAD MERCHANDISE LINE.....	O	C	(X)	200	WOMEN'S-GIRLS' CLOTHING, EX FOOTWR..	C	C	O
340	REPORTING DETAIL WITHIN THE SPECIFIED BROAD LINE LUMBER-BUILDING MATERIALS.....	O	C	(X)	220	CURTAINS-DRAPERIES-ORY GOODS.....	C	C	E
	PLUMBING AND HEATING EQUIP OLRs. (SIC 522) REPORTING SALES BY BROAD MERCHANDISE LINE.....	E	E	(X)	240	MAJOR APPL-RADIO-TV-MUSICAL INSTR.	C	C	O
	PAIN'T, GLASS, AND WALLPAPER STRS. (SIC 523) REPORTING SALES BY BROAD MERCHANDISE LINE.....	A	A	(X)	260	FURNITURE-SLEEP EQUIP-FLOOR COV....	B	C	A
340	REPORTING DETAIL WITHIN THE SPECIFIED BROAD LINE LUMBER-BUILDING MATERIALS.....	B	A	(X)	320	KITCHENWARE-HOME FURNISHINGS.....	C	C	E
	ELECTRICAL SUPPLY STORES (SIC 524) REPORTING SALES BY BROAD MERCHANDISE LINE.....	E	E	(X)	340	HARDWARE-GARDENING EQUIPMENT.....	C	C	E
	HARDWARE STORES (SIC 5251) REPORTING SALES BY BROAD MERCHANDISE LINE.....	C	B	C	500	LUMBER-BUILDING MATERIALS.....	B	C	A
320	REPORTING DETAIL WITHIN THE SPECIFIED BROAD LINE HARDWARE-GARDENING EQUIPMENT.....	O	E	C		ALL OTHER MERCHANDISE.....	C	C	E
340	REPORTING DETAIL WITHIN THE SPECIFIED BROAD LINE LUMBER-BUILDING MATERIALS.....	O	E	C		NONMERCHANDISE RECEIPTS.....	C	C	A
	FARM EQUIPMENT DEALERS (SIC 5252) REPORTING SALES BY BROAD MERCHANDISE LINE.....	C	C	O		VARIETY STORES (SIC 533) REPORTING SALES BY BROAD MERCHANDISE LINE.....	A	A	A
						MISC. GENERAL MERCHANDISE STORES (SIC 539) REPORTING SALES BY BROAD MERCHANDISE LINE.....	(X)	(X)	B
						GENERAL MERCHANDISE STORES (SIC 539 PART) REPORTING SALES BY BROAD MERCHANDISE LINE.....	O	C	(X)
					140	REPORTING DETAIL WITHIN THE SPECIFIED BROAD LINE			
					160	MEN'S-BOYS' CLOTHING EXC FOOTWR....	E	E	(X)
					200	WOMEN'S-GIRLS' CLOTHING, EX FOOTWR..	E	E	(X)
					220	CURTAINS-DRAPERIES-ORY GOODS.....	E	E	(X)
					240	MAJOR APPL-RADIO-TV-MUSICAL INSTR.	E	E	(X)
					260	FURNITURE-SLEEP EQUIP-FLOOR COV....	E	E	(X)
					320	KITCHENWARE-HOME FURNISHINGS.....	E	E	(X)
					340	HARDWARE-GARDENING EQUIPMENT.....	E	E	(X)
					500	LUMBER-BUILDING MATERIALS.....	E	E	(X)
						ALL OTHER MERCHANDISE.....	E	E	(X)
						ORY GOODS STORES (SIC 539 PART) REPORTING SALES BY BROAD MERCHANDISE LINE.....	A	A	(X)
						SEWING AND NEEDLEWORK STORES (SIC 539 PART) REPORTING SALES BY BROAD MERCHANDISE LINE.....	C	O	(X)

Note: See merchandise line introductory text for explanation of this table.
 A = 90 percent or more. B = 80 to 89 percent. C = 70 to 79 percent. D = 60 to 69 percent. E = Less than 60 percent. X Not applicable.
 *Nonstore retailers, part of SIC major group 53, are shown separately in this table.

TABLE 4. Sales Coverage of Establishments Reporting Merchandise Lines: 1967—Continued

Merchandise line code	Kind of business and merchandise line	Sales of establishments reporting merchandise lines as percent of total sales			Merchandise line code	Kind of business and merchandise line	Sales of establishments reporting merchandise lines as percent of total sales		
		Delaware	Wilmington, Del.-N.J.-Md., SMSA	Area outside SMSA			Delaware	Wilmington, Del.-N.J.-Md., SMSA	Area outside SMSA
020	FOOD STORES (SIC 54) REPORTING SALES BY BROAD MERCHANDISE LINE	B	B	B	020	RETAIL BAKERIES--SELLING ONLY (SIC 5463) REPORTING SALES BY BROAD MERCHANDISE LINE.....	E	E	(X)
	GROCERY STORES (SIC 541) REPORTING SALES BY BROAD MERCHANDISE LINE	A	A	B		020	REPORTING DETAIL WITHIN THE SPECIFIED BROAD LINE GROCERIES--OTHER FOODS	E	E
500	REPORTING DETAIL WITHIN THE SPECIFIED BROAD LINE GROCERIES--OTHER FOODS	B	A	B	500	OTHER FOOD STORES (OTHER 54) REPORTING SALES BY BROAD MERCHANDISE LINE	(X)	(X)	E
	ALL OTHER MERCHANDISE	A	A	B		020	REPORTING DETAIL WITHIN THE SPECIFIED BROAD LINE GROCERIES--OTHER FOODS.....	(X)	(X)
020	MEAT AND FISH (SEA FOOD) MARKETS (SIC 542) REPORTING SALES BY BROAD MERCHANDISE LINE	(X)	(X)	E	500	ALL OTHER MERCHANDISE.....	(X)	(X)	E
	REPORTING DETAIL WITHIN THE SPECIFIED BROAD LINE GROCERIES--OTHER FOODS.....	(X)	(X)	E		020	DAIRY PRODUCTS STORES (SIC 545) REPORTING SALES BY BROAD MERCHANDISE LINE.....	E	E
020	MEAT MARKETS (SIC 542 PT.) REPORTING SALES BY BROAD MERCHANDISE LINE	C	C	(X)	020	REPORTING DETAIL WITHIN THE SPECIFIED BROAD LINE GROCERIES--OTHER FOODS.....	E	E	(X)
	REPORTING DETAIL WITHIN THE SPECIFIED BROAD LINE GROCERIES--OTHER FOODS	C	C	(X)		020	EGG AND POULTRY DEALERS (SIC 549 PT.) REPORTING SALES BY BROAD MERCHANDISE LINE.....	E	E
020	FISH (SEA FOOD) MARKETS (SIC 542 PT.) REPORTING SALES BY BROAD MERCHANDISE LINE.....	C	E	(X)	020	REPORTING DETAIL WITHIN THE SPECIFIED BROAD LINE GROCERIES--OTHER FOODS.....	E	E	(X)
	REPORTING DETAIL WITHIN THE SPECIFIED BROAD LINE GROCERIES--OTHER FOODS	C	E	(X)		020	OTHER MISCELLANEOUS FOOD STORES (SIC 549 PT.) REPORTING SALES BY BROAD MERCHANDISE LINE.....	A	E
020	FRUIT STORES AND VEGETABLE MARKETS (SIC 543) REPORTING SALES BY BROAD MERCHANDISE LINE	B	A	E	500	REPORTING DETAIL WITHIN THE SPECIFIED BROAD LINE GROCERIES--OTHER FOODS.....	A	E	(X)
	REPORTING DETAIL WITHIN THE SPECIFIED BROAD LINE GROCERIES--OTHER FOODS.....	B	A	E		020	ALL OTHER MERCHANDISE.....	E	E
020	CANDY, NUT, AND CONFECTIONERY STORES (SIC 544) REPORTING SALES BY BROAD MERCHANDISE LINE	O	C	E	020	AUTOMOTIVE DEALERS (SIC 55 EX. 554) REPORTING SALES BY BROAD MERCHANDISE LINE	A	A	B
	REPORTING DETAIL WITHIN THE SPECIFIED BROAD LINE GROCERIES--OTHER FOODS.....	O	C	E		020	MOTOR VEHICLE DEALERS (SIC 551, 552) REPORTING SALES BY BROAD MERCHANDISE LINE	A	A
020	RETAIL BAKERIES (SIC 546) REPORTING SALES BY BROAD MERCHANDISE LINE	E	E	E	520	MOTOR VEHICLE DEALERS--NEW AND USED CARS (SIC 551) REPORTING SALES BY BROAD MERCHANDISE LINE	(X)	(X)	C
	REPORTING DETAIL WITHIN THE SPECIFIED BROAD LINE GROCERIES--OTHER FOODS.....	E	E	E		380	REPORTING DETAIL WITHIN THE SPECIFIED BROAD LINE	(X)	(X)
020	RETAIL BAKERIES--BAKING, SELLING (SIC 5462) REPORTING SALES BY BROAD MERCHANDISE LINE.....	E	E	(X)	400	AUTOMOBILES--TRUCKS.....	(X)	(X)	C
	REPORTING DETAIL WITHIN THE SPECIFIED BROAD LINE GROCERIES--OTHER FOODS.....	E	E	(X)	420	AUTO FUELS--LUBRICANTS.....	(X)	(X)	C
020	REPORTING DETAIL WITHIN THE SPECIFIED BROAD LINE GROCERIES--OTHER FOODS.....	E	E	(X)	520	AUTO TIRES--BATTERIES--ACCESS.....	(X)	(X)	C
	REPORTING DETAIL WITHIN THE SPECIFIED BROAD LINE GROCERIES--OTHER FOODS.....	E	E	(X)	520	NONMERCHANDISE RECEIPTS.....	(X)	(X)	C
020	REPORTING DETAIL WITHIN THE SPECIFIED BROAD LINE GROCERIES--OTHER FOODS.....	E	E	(X)	520	DEALERS WITH DOMESTIC CAR FRANCHISE ONLY (SIC 551 PT.) REPORTING SALES BY BROAD MERCHANDISE LINE	A	A	(X)
	REPORTING DETAIL WITHIN THE SPECIFIED BROAD LINE GROCERIES--OTHER FOODS.....	E	E	(X)		380	REPORTING DETAIL WITHIN THE SPECIFIED BROAD LINE	A	A
020	REPORTING DETAIL WITHIN THE SPECIFIED BROAD LINE GROCERIES--OTHER FOODS.....	E	E	(X)	400	AUTOMOBILES--TRUCKS	C	C	(X)
	REPORTING DETAIL WITHIN THE SPECIFIED BROAD LINE GROCERIES--OTHER FOODS.....	E	E	(X)	420	AUTO FUELS--LUBRICANTS.....	C	C	(X)
020	REPORTING DETAIL WITHIN THE SPECIFIED BROAD LINE GROCERIES--OTHER FOODS.....	E	E	(X)	520	AUTO TIRES--BATTERIES--ACCESS.....	A	A	(X)
	REPORTING DETAIL WITHIN THE SPECIFIED BROAD LINE GROCERIES--OTHER FOODS.....	E	E	(X)	520	NONMERCHANDISE RECEIPTS	A	A	(X)

Note: See merchandise line introductory text for explanation of this table.
 A = 90 percent or more. B = 80 to 89 percent. C = 70 to 79 percent. D = 60 to 69 percent. E = Less than 60 percent. X = Not applicable.

TABLE 4. Sales Coverage of Establishments Reporting Merchandise Lines: 1967—Continued

Merchandise line code	Kind of business and merchandise line	Sales of establishments reporting merchandise lines as percent of total sales			Merchandise line code	Kind of business and merchandise line	Sales of establishments reporting merchandise lines as percent of total sales		
		Delaware	Wilmington, Del.-N.J.-Md., SMSA	Area outside SMSA			Delaware	Wilmington, Del.-N.J.-Md., SMSA	Area outside SMSA
	DEALERS WITH IMPORTED CAR FRANCHISE ONLY (SIC 551 PT.) REPORTING SALES BY BROAD MERCHANDISE LINE	B	B	(X)		BOAT DEALERS (SIC 5591) REPORTING SALES BY BROAD MERCHANDISE LINE	C	C	(X)
380	REPORTING DETAIL WITHIN THE SPECIFIED BROAD LINE					REPORTING DETAIL WITHIN THE SPECIFIED BROAD LINE			
400	AUTOMOBILES-TRUCKS.....	B	B	(X)	300	SPORTING-RECREATION EQUIPMENT	C	C	(X)
420	AUTO FUELS-LUBRICANTS.....	B	B	(X)	400	AUTO FUELS-LUBRICANTS.....	C	C	(X)
520	AUTO TIRES-BATTERIES-ACCESS.....	B	B	(X)	520	NONMERCHANDISE RECEIPTS	C	C	(X)
	NONMERCHANDISE RECEIPTS.....	B	B	(X)					
	DEALERS WITH DOMESTIC AND IMPORT CAR FRANCHISES (SIC 551 PT.) REPORTING SALES BY BROAD MERCHANDISE LINE	A	A	(X)		HOUSEHOLD TRAILER DEALERS (SIC 5592) REPORTING SALES BY BROAD MERCHANDISE LINE	A	A	(X)
380	REPORTING DETAIL WITHIN THE SPECIFIED BROAD LINE					REPORTING DETAIL WITHIN THE SPECIFIED BROAD LINE			
400	AUTOMOBILES-TRUCKS.....	A	A	(X)	500	ALL OTHER MERCHANDISE.....	A	A	(X)
420	AUTO FUELS-LUBRICANTS.....	A	A	(X)	520	NONMERCHANDISE RECEIPTS	A	E	(X)
520	AUTO TIRES-BATTERIES-ACCESS.....	A	A	(X)					
	NONMERCHANDISE RECEIPTS.....	A	A	(X)					
	MOTOR VEHICLE DEALERS--USED CARS ONLY (SIC 552) REPORTING SALES BY BROAD MERCHANDISE LINE.....	C	O	A		AIRCRAFT, MOTORCYCLE DEALERS (SIC 5599 PT.) REPORTING SALES BY BROAD MERCHANDISE LINE.....	C	O	(X)
380	REPORTING DETAIL WITHIN THE SPECIFIED BROAD LINE					REPORTING DETAIL WITHIN THE SPECIFIED BROAD LINE			
400	AUTOMOBILES-TRUCKS.....	D	D	B	380	AUTOMOBILES-TRUCKS.....	C	O	(X)
420	AUTO FUELS-LUBRICANTS.....	E	E	E	400	AUTO FUELS-LUBRICANTS.....	E	E	(X)
520	AUTO TIRES-BATTERIES-ACCESS.....	E	O	E	520	NONMERCHANDISE RECEIPTS	C	E	(X)
	NONMERCHANDISE RECEIPTS.....	E	E	E					
	TIRE, BATTERY, AND ACCESSORY OLRS (SIC 553) REPORTING SALES BY BROAD MERCHANDISE LINE.....	A	A	A		AUTOMOTIVE DEALERS, N.E.C. (SIC 5599 PT.) REPORTING SALES BY BROAD MERCHANDISE LINE	E	E	(X)
	HOME AND AUTO SUPPLY STORES (SIC 553 PT.) REPORTING SALES BY BROAD MERCHANDISE LINE.....	A	B	(X)		REPORTING DETAIL WITHIN THE SPECIFIED BROAD LINE			
220	REPORTING DETAIL WITHIN THE SPECIFIED BROAD LINE				400	AUTO FUELS-LUBRICANTS.....	E	E	(X)
260	MAJOR APPL-RADIO-TV-MUSICAL INSTR	A	B	(X)	500	ALL OTHER MERCHANDISE.....	E	E	(X)
300	KITCHENWARE-HOME FURNISHINGS.....	A	E	(X)	520	NONMERCHANDISE RECEIPTS	E	E	(X)
380	SPORTING-RECREATION EQUIPMENT.....	A	E	(X)					
400	AUTOMOBILES-TRUCKS.....	E	E	(X)		GASOLINE SERVICE STATIONS (SIC 554) REPORTING SALES BY BROAD MERCHANDISE LINE	B	C	C
420	AUTO FUELS-LUBRICANTS.....	A	B	(X)		REPORTING DETAIL WITHIN THE SPECIFIED BROAD LINE			
520	AUTO TIRES-BATTERIES-ACCESS.....	A	B	(X)	380	AUTOMOBILES-TRUCKS.....	D	E	D
	NONMERCHANDISE RECEIPTS.....	C	B	(X)	400	AUTO FUELS-LUBRICANTS.....	C	C	C
					420	AUTO TIRES-BATTERIES-ACCESS.....	C	C	C
					520	NONMERCHANDISE RECEIPTS	C	C	D
	OTHER TIRE, BATTERY, AND ACCESSORY DEALERS (SIC 553 PT.) REPORTING SALES BY BROAD MERCHANDISE LINE	A	A	(X)		APPAREL AND ACCESSORY STORES (SIC 56) REPORTING SALES BY BROAD MERCHANDISE LINE	C	B	C
220	REPORTING DETAIL WITHIN THE SPECIFIED BROAD LINE					WOMEN'S CLOTHING, SPECIALTY STRS. FURRIERS (SIC 562, 3, B) REPORTING SALES BY BROAD MERCHANDISE LINE	C	C	(X)
260	MAJOR APPL-RADIO-TV-MUSICAL INSTR	A	A	(X)		WOMEN'S READY-TO-WEAR STORES (SIC 562) REPORTING SALES BY BROAD MERCHANDISE LINE	C	C	A
300	KITCHENWARE-HOME FURNISHINGS.....	A	E	(X)		REPORTING DETAIL WITHIN THE SPECIFIED BROAD LINE			
380	SPORTING-RECREATION EQUIPMENT.....	A	A	(X)	140	MEN'S-BOYS' CLOTHING EXC FOOTWR....	O	E	B
400	AUTOMOBILES-TRUCKS.....	E	E	(X)	160	WOMEN'S-GIRLS' CLOTHING, EX FOOTWR....	C	C	A
420	AUTO FUELS-LUBRICANTS.....	C	E	(X)					
520	AUTO TIRES-BATTERIES-ACCESS.....	O	D	(X)					
	NONMERCHANDISE RECEIPTS.....	E	E	(X)					
	MISCELLANEOUS AUTOMOTIVE DEALERS (SIC 559) REPORTING SALES BY BROAD MERCHANDISE LINE.....	(X)	(X)	B					
300	REPORTING DETAIL WITHIN THE SPECIFIED BROAD LINE								
380	SPORTING-RECREATION EQUIPMENT.....	(X)	(X)	B					
400	AUTOMOBILES-TRUCKS.....	(X)	(X)	B					
500	AUTO FUELS-LUBRICANTS.....	(X)	(X)	B					
520	ALL OTHER MERCHANDISE.....	(X)	(X)	B					
	NONMERCHANDISE RECEIPTS.....	(X)	(X)	B					

Note: See merchandise line introductory text for explanation of this table.
 A = 90 percent or more. B = 80 to 89 percent. C = 70 to 79 percent. D = 60 to 69 percent. E = Less than 60 percent. X = Not applicable.

TABLE 4. Sales Coverage of Establishments Reporting Merchandise Lines: 1967—Continued

Merchandise line code	Kind of business and merchandise line	Sales of establishments reporting merchandise lines as percent of total sales			Merchandise line code	Kind of business and merchandise line	Sales of establishments reporting merchandise lines as percent of total sales		
		Delaware	Wilmington, Del.-N.J.-Md., SMSA	Area outside SMSA			Delaware	Wilmington, Del.-N.J.-Md., SMSA	Area outside SMSA
	WOMEN'S ACCESSORY AND SPECIALTY STORES (SIC 563) REPORTING SALES BY BROAD MERCHANDISE LINE.....	(X)	(X)	E		FAMILY CLOTHING STORES (SIC 565) REPORTING SALES BY BROAD MERCHANDISE LINE.....	D	D	D
160	REPORTING DETAIL WITHIN THE SPECIFIED BROAD LINE WOMEN'S-GIRLS'CLOTHING&EX FOOTWR..	(X)	(X)	E	140 160	REPORTING DETAIL WITHIN THE SPECIFIED BROAD LINE MEN'S-BOYS' CLOTHING EXC FOOTWR.... WOMEN'S-GIRLS'CLOTHING&EX FOOTWR ..	E E	E D	E E
	MILLINERY STORES (SIC 563 PT.) REPORTING SALES BY BROAD MERCHANDISE LINE.....	D	D	(X)		SHOE STORES (SIC 566) REPORTING SALES BY BROAD MERCHANDISE LINE	B	B	C
160	REPORTING DETAIL WITHIN THE SPECIFIED BROAD LINE WOMEN'S-GIRLS'CLOTHING&EX FOOTWR ..	D	D	(X)		MEN'S SHOE STORES (SIC 566 PT.) REPORTING SALES BY BROAD MERCHANDISE LINE	A	A	(X)
	CORSET AND LINGERIE STORES (SIC 563 PT.) REPORTING SALES BY BROAD MERCHANDISE LINE.....	E	E	(X)	180	REPORTING DETAIL WITHIN THE SPECIFIED BROAD LINE ALL FOOTWEAR.....	A	A	(X)
160	REPORTING DETAIL WITHIN THE SPECIFIED BROAD LINE WOMEN'S-GIRLS'CLOTHING&EX FOOTWR ..	E	E	(X)		WOMEN'S SHOE STORES (SIC 566 PT.) REPORTING SALES BY BROAD MERCHANDISE LINE.....	E	E	(X)
	OTHER WOMEN'S ACCESSORY SPECIALTY STORES (SIC 563 PT.) REPORTING SALES BY BROAD MERCHANDISE LINE.....	B	A	(X)	180	REPORTING DETAIL WITHIN THE SPECIFIED BROAD LINE ALL FOOTWEAR.....	E	E	(X)
140 160	REPORTING DETAIL WITHIN THE SPECIFIED BROAD LINE MEN'S-BOYS' CLOTHING EXC FOOTWR.... WOMEN'S-GIRLS'CLOTHING&EX FOOTWR ..	B B	A A	(X) (X)		CHILDREN'S AND JUVENILES' SHOE STORES (SIC 566 PT.) REPORTING SALES BY BROAD MERCHANDISE LINE.....	E	E	(X)
	FURRIERS AND FUR SHOPS (SIC 56B) REPORTING SALES BY BROAD MERCHANDISE LINE.....	A	A	E	180	REPORTING DETAIL WITHIN THE SPECIFIED BROAD LINE ALL FOOTWEAR.....	E	E	(X)
160	REPORTING DETAIL WITHIN THE SPECIFIED BROAD LINE WOMEN'S-GIRLS'CLOTHING&EX FOOTWR ..	A	A	E		FAMILY SHOE STORES (SIC 566 PT.) REPORTING SALES BY BROAD MERCHANDISE LINE.....	A	A	(X)
	OTHER APPAREL AND ACCESSORY STORES (OTHER 56) REPORTING SALES BY BROAD MERCHANDISE LINE.....	(X)	(X)	D	180	REPORTING DETAIL WITHIN THE SPECIFIED BROAD LINE ALL FOOTWEAR.....	A	A	(X)
140 160 180	REPORTING DETAIL WITHIN THE SPECIFIED BROAD LINE MEN'S-BOYS' CLOTHING EXC FOOTWR ... WOMEN'S-GIRLS'CLOTHING&EX FOOTWR .. ALL FOOTWEAR	(X) (X) (X)	(X) (X) (X)	E E E		CHILDREN'S AND INFANTS' WR. STRS. (SIC 564) REPORTING SALES BY BROAD MERCHANDISE LINE.....	E	A	(X)
	MEN'S AND BOYS' CLOTHING—FURNISHING STORES (SIC 561) REPORTING SALES BY BROAD MERCHANDISE LINE.....	B	B	C	140 160	REPORTING DETAIL WITHIN THE SPECIFIED BROAD LINE MEN'S-BOYS' CLOTHING EXC FOOTWR WOMEN'S-GIRLS'CLOTHING&EX FOOTWR ...	E E	A A	(X) (X)
140 160	REPORTING DETAIL WITHIN THE SPECIFIED BROAD LINE MEN'S-BOYS' CLOTH...NG EXC FOOTWR.... WOMEN'S-GIRLS'CLOTHING&EX FOOTWR ..	B B	B B	C C		MISC. APPAREL AND ACCESSORY STRS. (SIC 569) REPORTING SALES BY BROAD MERCHANDISE LINE.....	E	E	(X)
	CUSTOM TAILORS (SIC 567) REPORTING SALES BY BROAD MERCHANDISE LINE.....	E	E	(X)	140 160	REPORTING DETAIL WITHIN THE SPECIFIED BROAD LINE MEN'S-BOYS' CLOTHING EXC FOOTWR WOMEN'S-GIRLS'CLOTHING&EX FOOTWR ...	E E	E E	(X) (X)
140 160	REPORTING DETAIL WITHIN THE SPECIFIED BROAD LINE MEN'S-BOYS' CLOTHING EXC FOOTWR ... WOMEN'S-GIRLS'CLOTHING&EX FOOTWR ..	E E	E E	(X) (X)		APPAREL AND ACCESS. STORES, N.E.C. (SIC 564, 7, 9.) REPORTING SALES BY BROAD MERCHANDISE LINE.....	(X)	(X)	E
					140 160	REPORTING DETAIL WITHIN THE SPECIFIED BROAD LINE MEN'S-BOYS' CLOTHING EXC FOOTWR WOMEN'S-GIRLS'CLOTHING&EX FOOTWR ...	(X) (X)	(X) (X)	E E

Note: See merchandise line introductory text for explanation of this table.
 A = 90 percent or more. B = 80 to 89 percent. C = 70 to 79 percent. D = 60 to 69 percent. E = Less than 60 percent. X = Not applicable.

TABLE 4. Sales Coverage of Establishments Reporting Merchandise Lines: 1967—Continued

Merchandise line code	Kind of business and merchandise line	Sales of establishments reporting merchandise lines as percent of total sales			Merchandise line code	Kind of business and merchandise line	Sales of establishments reporting merchandise lines as percent of total sales		
		Delaware	Wilmington, Del.-N.J.-Md., SMSA	Area outside SMSA			Delaware	Wilmington, Del.-N.J.-Md., SMSA	Area outside SMSA
240	FURNITURE HOME FURNISHINGS, AND EQUIPMENT STORES (SIC 57) REPORTING SALES BY BROAD MERCHANDISE LINE.....	B	B	D	220	MUSICAL INSTRUMENT STORES (SIC 733 PT.) REPORTING SALES BY BROAD MERCHANDISE LINE.....	B	A	(X)
	FURNITURE STORES (SIC 5712) REPORTING SALES BY BROAD MERCHANDISE LINE.....	B	B	D		REPORTING DETAIL WITHIN THE SPECIFIED BROAD LINE MAJOR APPL-RADIO-TV-MUSICAL INSTR	B	A	(X)
	REPORTING DETAIL WITHIN THE SPECIFIED BROAD LINE FURNITURE-SLEEP EQUIP-FLOOR COV.	B	B	D		EATING AND DRINKING PLACES (SIC 58) REPORTING SALES BY BROAD MERCHANDISE LINE.....	C	C	D
	HOME FURNISHINGS STORES (OTHER 571) REPORTING SALES BY BROAD MERCHANDISE LINE.....	E	E	E		EATING PLACES (SIC 5812) REPORTING SALES BY BROAD MERCHANDISE LINE.....	C	C	D
	FLOOR COVERINGS STORES (SIC 5713) REPORTING SALES BY BROAD MERCHANDISE LINE.....	D	D	(X)		RESTAURANTS, LUNCHROOMS, CATERERS (SIC 5812 PT.) REPORTING SALES BY BROAD MERCHANDISE LINE.....	D	C	(X)
	DRAPERY, CURTAIN, AND UPHOLSTERY STORES (SIC 5714) REPORTING SALES BY BROAD MERCHANDISE LINE.....	E	D	(X)		CAFETERIAS (SIC 5812 PT.) REPORTING SALES BY BROAD MERCHANDISE LINE.....	B	A	(X)
	CHINA, GLASSWARE AND METALWARE STORES (SIC 5715) REPORTING SALES BY BROAD MERCHANDISE LINE.....	E	E	(X)		REFRESHMENT PLACES (SIC 5812 PT.) REPORTING SALES BY BROAD MERCHANDISE LINE.....	B	A	(X)
MISCELLANEOUS HOME FURNISHINGS STORES (SIC 5719) REPORTING SALES BY BROAD MERCHANDISE LINE.....	E	E	(X)	DRINKING PLACES (ALCOHOLIC BEV.) (SIC 5813) REPORTING SALES BY BROAD MERCHANDISE LINE.....	C	C	D		
HOUSEHOLD APPLIANCE STORES (SIC 572) REPORTING SALES BY BROAD MERCHANDISE LINE.....	B	B	D	DRUG STORES AND PROPRIETARY STORES (SIC 591) REPORTING SALES BY BROAD MERCHANDISE LINE.....	E	E	E		
220 260	REPORTING DETAIL WITHIN THE SPECIFIED BROAD LINE MAJOR APPL-RADIO-TV-MUSICAL INSTR..	C	C	D	DRUG STORES (SIC 591 PT.) REPORTING SALES BY BROAD MERCHANDISE LINE.....	E	E	E	
	KITCHENWARE-HOME FURNISHINGS.....	B	B	D	REPORTING DETAIL WITHIN THE SPECIFIED BROAD LINE COSMETICS-DRUGS-CLEANERS.....	E	E	E	
220 260	RADIO, TV, AND MUSIC STORES (SIC 573) REPORTING SALES BY BROAD MERCHANDISE LINE.....	(X)	(X)	E	120	PROPRIETARY STORES (SIC 591 PT.) REPORTING SALES BY BROAD MERCHANDISE LINE.....	B	B	E
	REPORTING DETAIL WITHIN THE SPECIFIED BROAD LINE MAJOR APPL-RADIO-TV-MUSICAL INSTR..	(X)	(X)	E		REPORTING DETAIL WITHIN THE SPECIFIED BROAD LINE COSMETICS-DRUGS-CLEANERS.....	E	E	E
220 260	KITCHENWARE-HOME FURNISHINGS.....	(X)	(X)	E	MISCELLANEOUS RETAIL STORES (SIC 59 EX. 591) REPORTING SALES BY BROAD MERCHANDISE LINE.....	C	C	D	
	RADIO AND TELEVISION STORES (SIC 5732) REPORTING SALES BY BROAD MERCHANDISE LINE.....	B	A	(X)	LIQUOR STORES (SIC 592) REPORTING SALES BY BROAD MERCHANDISE LINE.....	B	B	C	
220	REPORTING DETAIL WITHIN THE SPECIFIED BROAD LINE MAJOR APPL-RADIO-TV-MUSICAL INSTR..	B	B	(X)					
	KITCHENWARE-HOME FURNISHINGS.....	B	A	(X)					
220	RECORD SHOPS (SIC 5733 PT.) REPORTING SALES BY BROAD MERCHANDISE LINE.....	E	E	(X)					
	REPORTING DETAIL WITHIN THE SPECIFIED BROAD LINE MAJOR APPL-RADIO-TV-MUSICAL INSTR..	E	E	(X)					

Note: See merchandise line introductory text for explanation of this table.
 A = 90 percent or more. B = 80 to 89 percent. C = 70 to 79 percent. D = 60 to 69 percent. E = Less than 60 percent. X Not applicable.

TABLE 4. Sales Coverage of Establishments Reporting Merchandise Lines: 1967—Continued

Merchandise line code	Kind of business and merchandise line	Sales of establishments reporting merchandise lines as percent of total sales			Merchandise line code	Kind of business and merchandise line	Sales of establishments reporting merchandise lines as percent of total sales		
		Delaware	Wilmington, Del.-N.J.-Md., SMSA	Area outside SMSA			Delaware	Wilmington, Del.-N.J.-Md., SMSA	Area outside SMSA
	ANTIQUE AND SECONDHAND STORES (SIC 593) REPORTING SALES BY BROAD MERCHANDISE LINE.....	(X)	(X)	E		FUEL AND ICE DEALERS, N.E.C. (SIC 5982) REPORTING SALES BY BROAD MERCHANDISE LINE.....	E	E	(X)
	ANTIQUE STORES (SIC 5932) REPORTING SALES BY BROAD MERCHANDISE LINE.....	C	A	(X)	480	REPORTING DETAIL WITHIN THE SPECIFIED BROAD LINE HOUSEHOLD FUELS-ICE.....	E	E	(X)
	SECONDHAND STORES (SIC 5933) REPORTING SALES BY BROAD MERCHANDISE LINE.....	C	B	(X)		FLORISTS (SIC 5992) REPORTING SALES BY BROAD MERCHANDISE LINE.....	E	E	E
	SPORTING GOODS STORES AND BICYCLE SHOPS (SIC 595) REPORTING SALES BY BROAD MERCHANDISE LINE.....	(X)	(X)	B		CIGAR STORES AND STANDS (SIC 5993) REPORTING SALES BY BROAD MERCHANDISE LINE.....	E	E	E
300	REPORTING DETAIL WITHIN THE SPECIFIED BROAD LINE SPORTING-RECREATION EQUIPMENT.....	(X)	(X)	E		OTHER MISCELLANEOUS RETAIL STORES (OTHER 59) REPORTING SALES BY BROAD MERCHANDISE LINE.....	(X)	(X)	D
	SPORTING GOODS STORES (SIC 5952) REPORTING SALES BY BROAD MERCHANDISE LINE.....	D	D	(X)		BOOK STORES (SIC 5942) REPORTING SALES BY BROAD MERCHANDISE LINE.....	B	A	(X)
300	REPORTING DETAIL WITHIN THE SPECIFIED BROAD LINE SPORTING-RECREATION EQUIPMENT.....	E	E	(X)	240 500 520	REPORTING DETAIL WITHIN THE SPECIFIED BROAD LINE FURNITURE-SLEEP EQUIP-FLOOR COV. ... ALL OTHER MERCHANDISE NONMERCHANDISE RECEIPTS.....	B B E	A A E	(X) (X) (X)
	BICYCLE SHOPS (SIC 5953) REPORTING SALES BY BROAD MERCHANDISE LINE.....	A	A	(X)		STATIONERY STORES (SIC 5943) REPORTING SALES BY BROAD MERCHANDISE LINE.....	E	E	(X)
300	REPORTING DETAIL WITHIN THE SPECIFIED BROAD LINE SPORTING-RECREATION EQUIPMENT.....	E	E	(X)	240 500 520	REPORTING DETAIL WITHIN THE SPECIFIED BROAD LINE FURNITURE-SLEEP EQUIP-FLOOR COV. ... ALL OTHER MERCHANDISE NONMERCHANDISE RECEIPTS.....	E E E	E E E	(X) (X) (X)
	JEWELRY STORES (SIC 597) REPORTING SALES BY BROAD MERCHANDISE LINE.....	C	C	C		HAY, GRAIN, AND FEED STORES (SIC 5962) REPORTING SALES BY BROAD MERCHANDISE LINE.....	E	D	(X)
260 280 520	REPORTING DETAIL WITHIN THE SPECIFIED BROAD LINE KITCHENWARE-HOME FURNISHINGS JEWELRY-OPTICAL GOODS NONMERCHANDISE RECEIPTS.....	C C C	C C C	C C C		OTHER FARM SUPPLY STORES (SIC 5969 PT.) REPORTING SALES BY BROAD MERCHANDISE LINE.....	A	B	(X)
	FUEL AND ICE DEALERS (SIC 598) REPORTING SALES BY BROAD MERCHANDISE LINE.....	(X)	(X)	D		GARDEN SUPPLY STORES (SIC 5969 PT.) REPORTING SALES BY BROAD MERCHANDISE LINE.....	E	E	(X)
480	REPORTING DETAIL WITHIN THE SPECIFIED BROAD LINE HOUSEHOLD FUELS-ICE.....	(X)	(X)	D		NEWS DEALERS AND NEWSSTANDS (SIC 5994) REPORTING SALES BY BROAD MERCHANDISE LINE.....	A	C	(X)
	FUEL OIL DEALERS (SIC 5983) REPORTING SALES BY BROAD MERCHANDISE LINE.....	D	C	(X)		HOBBY, TOY, AND GAME SHOPS (SIC 5995) REPORTING SALES BY BROAD MERCHANDISE LINE.....	D	D	(X)
480	REPORTING DETAIL WITHIN THE SPECIFIED BROAD LINE HOUSEHOLD FUELS-ICE.....	D	C	(X)		CAMERA AND PHOTO SUPPLY STORES (SIC 5996) REPORTING SALES BY BROAD MERCHANDISE LINE.....	A	A	(X)
	LIQUEFIED PETROL. GAS (BOTTLED GAS) DEALERS (SIC 5984) REPORTING SALES BY BROAD MERCHANDISE LINE.....	B	A	(X)					
480	REPORTING DETAIL WITHIN THE SPECIFIED BROAD LINE HOUSEHOLD FUELS-ICE.....	B	A	(X)					

Note: See merchandise line introductory text for explanation of this table.
 A = 90 percent or more. B = 80 to 89 percent. C = 70 to 79 percent. D = 60 to 69 percent. E = Less than 60 percent. X = Not applicable.

TABLE 4. Sales Coverage of Establishments Reporting Merchandise Lines: 1967—Continued

Merchandise line code	Kind of business and merchandise line	Sales of establishments reporting merchandise lines as percent of total sales			Merchandise line code	Kind of business and merchandise line	Sales of establishments reporting merchandise lines as percent of total sales		
		Delaware	Wilmington, Del.-N.J.-Md., SMSA	Area outside SMSA			Delaware	Wilmington, Del.-N.J.-Md., SMSA	Area outside SMSA
	GIFT, NOVELTY, AND SOUVENIR SHOPS (SIC 5997) REPORTING SALES BY BROAD MERCHANDISE LINE.....	D	D	(X)		MAIL ORDER HOUSES (SIC 532) REPORTING SALES BY BROAD MERCHANDISE LINE.....	A	A	A
	OPTICAL GOODS STORES (SIC 5999 PT.) REPORTING SALES BY BROAD MERCHANDISE LINE.....	D	D	(X)		MERCHANDISING MACHINE OPERATORS (SIC 534) REPORTING SALES BY BROAD MERCHANDISE LINE.....	C	D	E
	RETAIL STORES, N.E.C. (SIC 5999 PT.) REPORTING SALES BY BROAD MERCHANDISE LINE.....	E	E	(X)		DIRECT SELLING ESTABLISHMENTS (SIC 535) REPORTING SALES BY BROAD MERCHANDISE LINE.....	E	C	E
	NONSTORE RETAILERS (SIC 53 PART*) REPORTING SALES BY BROAD MERCHANDISE LINE.....	C	B	C					

Note: See merchandise line introductory text for explanation of this table.
 A = 90 percent or more. B = 80 to 89 percent. C = 70 to 79 percent. D = 60 to 69 percent. E = Less than 60 percent. X Not applicable.
 *Nonstore retailers, part of SIC major group 53, are shown separately in this table.

Appendix A

GENERAL EXPLANATION

CENSUS COVERAGE

Method of Coverage—Effective with the 1967 Census of Business, a major shift in the method of compiling data was introduced. In the 1954, 1958, and 1963 Censuses data for all “employer” establishments (those which had some paid employment during the census year) were obtained through a mail canvass. Information for “nonemployers” was obtained from Federal income tax records.

In the 1967 Census of Business, retail firms were divided into two categories—the “mail universe” and the “nonmail” universe. The coverage of each component and the method of obtaining census information for these two groups are described below.

1. **The “nonmail” universe**—This group consists of firms which were not required to file a regular census return and includes the following categories:

a. **All “nonemployers”**—Consists of all firms with no paid employment during 1967. Sales information for these firms was obtained from 1967 Federal income tax records. Although made up of a large number of firms, the nonemployer segment accounts for only about 5 percent of total retail sales. (See “Comparison of the 1963 Census With the 1967 Census,” item 4, on the next page.)

In the 1967 Census, data for all non-employer establishments were compiled from tax records. In the 1963 Census, data were compiled from only one-half of the non-employer tax returns and were multiplied by 2 to establish census totals.

The census included only those retail non-employer firms which reported a sales volume of \$2,500 or more during 1967 or, having been in operation for less than the full year, reported sales which would have reached a total of \$2,500 or more on an annual basis. This treatment is the same as in the 1963 Census.

b. **Selected “small employers”**—“Employers” consist of all business firms in the active records of the Internal Revenue Service (IRS) which were subject to payment of Federal Insurance Contribution Act (FICA) taxes. “Small employers” consist basically of all those single unit firms with payroll below a specified cutoff (except for a 10-percent sample of these which were included in the “mail” universe). The cutoff varied by kind of

business and was designed, in most cases, to limit the “nonmail” group to establishments which would account for approximately 20 percent of total sales in each kind of business. The “number-of-employee” equivalent of the payroll cutoff generally was in the range of one to three employees.

Data on sales, payroll, and employment for “under cutoff” employer firms were obtained from the administrative records of the Internal Revenue Service (IRS) and the Social Security Administration (SSA).

2. **The “mail” universe**—Information for firms in this group was obtained basically by means of a mail canvass. However, information on first quarter payroll and mid-March employment for single-unit employers (section b below) was obtained from IRS and SSA records. The “mail” universe includes the following categories:

a. **Firms in the census prec canvass**—The census prec canvass operation was basically designed to identify firms which operated units at more than one location.

Firms which were included in the prec canvass were drawn primarily from 1963 Census records of multiunit firms and large employers. Miscellaneous categories of organizations (e.g., cooperative associations; State, county, and municipal liquor stores; and retail stores of utility companies) were also included in the prec canvass.

b. **Firms not in the census prec canvass**—Other firms included in the “mail” universe consist of the following categories:

- (1) The 10 percent of “small employer” firms referred to in section 1-b above.
- (2) Other employers than those covered by section 1-b or 2-a above.

Comparison of the 1963 Census with the 1967 Census—Except for the method of coverage described above, the 1963 and 1967 censuses were conducted under similar conditions and procedures. Strict comparability of the data for the two censuses is limited by the following factors:

1. **Classification**—For both 1963 and 1967, nonemployer firms were classified on the basis of information supplied on the Federal income tax returns. However, the 1967 classifications for “nonemployer” firms were coded in less detail than in 1963. Therefore, 1967 data for the combination of “employer” and “nonemployer”

establishments are presented in less kind-of-business detail than was the case in 1963. Data for employer establishments, however, are shown in full detail.

For 1963, nonemployer firms were classified by IRS personnel with technical assistance of Census Bureau personnel. For 1967, classification of these firms was performed by personnel of the IRS through use of a coded listing of the kinds of business which were to be separately identified. While the technique of classification was substantially the same and was based on the firm's description of its principal business activity, greater use was made in 1967 of "basket" classifications (e.g., miscellaneous food stores).

The 1967 Census classification for the small employer firms (see coverage of employers above) which were not mailed the Census report form was based on the following:

- a. If the firm had been in business in 1963, the kind-of-business classification which had been assigned in that census was used.
- b. If the firm was a "birth" since 1963, the SSA classification was used if it corresponded to a census classification.
- c. If an adequate kind-of-business classification could not be assigned under the procedure outlined in a. and b. above, the firm was mailed a brief inquiry requesting information needed to assign such a classification.
- d. If these three procedures proved inadequate, the firm's description of its principal business activity as entered on its IRS business tax return was used.

The 1967 Census classification for establishments in the mail universe (section 2 above) was assigned on the basis of answers to questions on sales by merchandise lines and other special inquiries.

In addition to differences in classification based on the method of enumeration, some changes were made in the 1967 Census in the individual kind-of-business classifications which are detailed in the "Kind-of-Business Classifications" section below. The kinds of business involving significant changes are building materials dealers, optical goods stores, and refreshment places. These changes importantly limit the comparability of the 1967 Census data for these kinds of business with those for the previous census.

2. Areas—The physical area of a number of urban places for which data are shown in the 1967 Census is not the same as it was in the 1963 Census because of annexations and other boundary changes which occurred since 1963.

3. Active proprietors—In the 1963 Census, the number of active proprietors of unincorporated businesses was computed by crediting sole proprietorships with one proprietor and partnerships with two proprietors for each establishment in business during the week of November 15. In the 1967 Census, the count of active proprietors was based on crediting each sole proprietorship with one active proprietor and each partnership with two active proprietors for the following types of firms, including multi-units firms:

- a. All "employer" firms which had first quarter 1967 payroll.
- b. All "nonemployer" firm not in business the full year.
- c. Every second "nonemployer" firm not in business the full year.

4. Coverage of nonemployers—Although a comparison of data for nonemployer firms from the 1963 and 1967 Censuses seems to indicate that there was an increase in the number of such firms and that they accounted for approximately as large a proportion of total retail sales volume in 1967 as in 1963, these conclusions are subject to the following limitations:

The combination of (1) the census processing cutoff occurring before the completion of the flow of tax forms from which the census nonemployer data were derived and (2) other processing omissions is estimated to have led to a loss of about 50,000 nonemployer firms, accounting for about one-half of 1 percent of retail sales volume in 1963. This estimate, which is based on a study of a sample of tax forms made after the 1963 Census results were compiled, reflects a more substantial census omission than previously had been estimated. Because of a later processing date for the 1967 Census, omissions from this census are believed negligible. Both censuses probably omitted a small number of nonemployers (accounting for a negligible sales volume) because the tax form kind-of-business description was inadequate to indicate they conducted an in-scope kind of business.

As noted in section 1-a under "Method of Coverage" above, only those retail nonemployer establishments were included in the census which reported a sales volume of \$2,500 or more during 1967 or, having been in operation for less than the full year, reported sales which would have reached a total of \$2,500 or more on an annual basis. While these are the same rules used in the 1963 Census, a modification to reflect price changes probably would have resulted in the exclusion of several thousand additional marginal firms.

5. **Payroll**—In 1963 the inclusion in payroll of gratuities received by employees from patrons was not requested. In 1967, both in the case of payroll reported to the Internal Revenue Service and payrolls reported to the Census Bureau, businesses were requested to include in payroll the amount of tips and gratuities which were reported to employers as received by employees from patrons.

Types of Areas Covered—The 1967 Census reports present data by kind of business for the following areas:

1. The State as a whole.
2. Each standard metropolitan statistical area.
3. Each county.
4. Each "city" of 2,500 inhabitants or more.

The term "city" for purposes of these reports includes places having 2,500 inhabitants or more in the 1960 Census of Population (or later special censuses) and which were incorporated as cities, boroughs, villages, or towns. It does not include towns in New England, New York, and Wisconsin which are not considered "incorporated places" for Census Bureau purposes.

In addition, data are shown for the following areas not classified as incorporated places:

1. Towns in the New England States which had an urban population, by Census of Population rules, of 2,500 inhabitants or more or which had a total population of 10,000 or more.

2. Townships in New Jersey and Pennsylvania which had 10,000 inhabitants or more.

The standard metropolitan statistical areas (SMSA's) for which data are shown are those defined by the Bureau of the Budget.¹ A standard metropolitan statistical area is a county or group of contiguous counties (except in New England) which contains at least one central city of 50,000 inhabitants or more or twin cities with a combined population of at least 50,000. In addition to the county or counties containing such a city or cities, contiguous counties are included in an SMSA if, according to certain criteria, they are essentially metropolitan in character and are socially and economically integrated with the central city. In New England, towns and cities rather than counties are the units used in defining an SMSA.

In addition to the above areas, the series of reports for "Major Retail Centers" presents data for the central business districts (CBD's) of 134 cities which have a population of 100,000 inhabitants or more and for approximately 1,700 major retail centers (other than CBD's) located in SMSA's.

Appendix B

MERCHANDISE LINE SALES REPORTS EXPLANATIONS

EXPLANATION OF TERMS

Data Covered—Data in the merchandise line series of reports are presented for employer establishments only. No attempt has been made to project merchandise line distributions to the nonemployer segments of the retail trade universe.

Types of Areas—This series of reports presents data by kind of business and merchandise line for (1) each State as a whole, (2) each standard metropolitan statistical area, and (3) that part of each State which is not located in any standard metropolitan statistical area.

The standard metropolitan statistical areas for which data are shown are those defined by the Bureau of the Budget in 1967.¹

Establishments—An establishment is a single physical location at which business is conducted. An establishment is not necessarily identical with the "company" or "enterprise" which may consist of one or more establishments. Census of Business figures represent a summary of reports for individual establishments rather than companies. For businesses which were mailed a census form, separate information was obtained for each location where business was conducted, including each location of multiunit organizations. Each report was tabulated in accordance with the physical location at which the business was conducted.

Where two or more activities were carried on at a single location under a single ownership, all activities generally were grouped together as a single establishment, and the entire establishment was classified on the basis of its major activity, with all data for it included in that classification. However, in cases where distinct and separate economic activities (for which different industry classification codes were appropriate) were conducted under the same ownership at a single location, and where conditions prescribed by the Standard Industrial Classification (SIC) Manual² for recogniz-

¹ Executive Office of the President, Bureau of the Budget, *Standard Metropolitan Statistical Areas, 1967*, as amended January 15, 1968.

² Executive Office of the President, Bureau of the Budget, *Standard Industrial Classification Manual, 1967*.

ing the existence of more than one establishment were met, separate establishment reports for each of the different activities were reported in the census.

In the case of leased departments (separately owned businesses operated as departments of a retail business under another ownership such as a separately owned shoe department in a department store), only a single establishment combining leased departments with the retail establishment in which they are located is recognized for 1967 Census purposes.

Sales—Sales include merchandise sold and receipts from repairs and from other services to customers whether or not payment was received in 1967. Sales are net of deductions for refunds and allowances for merchandise returned by customers. Trade-in allowances are not deducted from total sales. Total sales exclude amounts other than those received from customers, such as income from investments, rental of real estate, etc. They include local and State sales taxes and Federal excise taxes collected by the store directly from customers and paid directly by the store to a local, State, or Federal tax agency. Gasoline, liquor, tobacco, and other excise taxes which are paid by the manufacturer or wholesaler and passed along to the retailer are also included.

Sales do not include retail sales made by manufacturers, wholesalers, service establishments, and other businesses whose primary activity is other than retail trade. They do, however, include receipts other than from the sale of merchandise at retail (e.g., service receipts, sales to industrial users, and sales to other retailers) by establishments primarily engaged in retail trade.

Although the count of establishments in this report represents the number in business at the end of the year, the sales figures include sales of all establishments in business at any time during the year. Data for nonemployer establishments are included in the tables if they operated at an annual sales volume rate of \$2,500 or more; however, data for part year nonemployers have not been projected to a full year's operation.

KIND-OF-BUSINESS CLASSIFICATIONS

Retail trade, as defined in major groups 52 through 59 of the 1967 edition of the SIC Manual, includes establishments primarily engaged in selling merchandise to customers for personal, household, or farm use. Some of the important characteristics of retail trade establishments are: (1) The establishment is engaged in activities to attract the general public to buy; (2) the establishment buys or receives merchandise as well as sells; (3) the establishment may process its products, but such processing is incidental or subordinate to selling; and (4) the establishment is considered "retail" by the trade.

In this report, liquor stores operated by State and local governments, classified in SIC major groups 92 and 93, are also included.

Excluded from retail trade are places of business operated by institutions and open only to members or personnel, such as school cafeterias, restaurants and bars operated by clubs, eating places operated by industrial and commercial enterprises for their own employees, establishments operated by agencies of the Federal Government on military posts, hospitals, etc.

Establishments covered by the census were assigned a kind-of-business classification in accordance with the provisions of the 1967 edition of the SIC Manual. However, because in some instances a more detailed classification is required for census purposes than is available in the SIC Manual, additional kinds of business have been identified within the SIC categories.

It should be noted that kind-of-business classifications are not interchangeable with commodity classifications. Most businesses sell a number of kinds of commodities. The kind-of-business code assigned generally reflects either the individual commodity or the commodity group which is the primary source of the establishment's receipts or some mixture of commodities which characterize the establishment's business. Thus, the classification of establishments by kind of business generally does not make it possible to determine either the number of establishments handling a particular commodity or the sales of that commodity. For example, the "food group" classification excludes stores selling some food if the sale of food is not the primary source of receipts; moreover, even though stores are classified as "food stores" some of their receipts may be derived from the sale of nonfood products.

The basis for kind-of-business classification is described above in the sections under "Method of Coverage" and "Comparison of the 1963 Census With the 1967 Census—Classification." Descriptions of those kinds of business for which data are provided follow.

BUILDING MATERIALS, HARDWARE, AND FARM EQUIPMENT DEALERS (SIC Major Group 52)

This major group includes establishments primarily selling lumber, building materials, the basic lines of hardware, paint, wallpaper, glass, electrical supplies, roofing materials, and other equipment and supplies for all types of construction. Establishments primarily selling farm equipment are also included. Establishments in this group sell to contractors as well as to the general public. Establishments in this group which do not deal in lumber or millwork are classified as retail trade if sales to the general public equal 15 percent or more of total sales and sales to the general public and contractors combined equal 50 percent or more of total sales; otherwise they are classified as wholesale trade. (See below for discussion of treatment in 1967 of establishments which deal in lumber.)

Lumber and other building materials dealers (SIC 521)—Establishments primarily selling lumber, millwork, and other building materials and construction supplies such as brick, tile, cement, sand and gravel, cinder blocks, fencing materials, storm doors and windows, wall-board and roofing materials. In the 1967 Census of Business, data for lumber yards and for building materials dealers have been combined into a single kind-of-business classification, "Lumber and other building materials dealers." In the 1963 Census of Business data for these two kinds of business were shown separately.

Establishments which deal in lumber as well as other building materials, whose reported sales of lumber and millwork are 1 percent or more of their total sales and whose sales to the general public amounted to 1 percent or more of total sales, are classified as retail if their sales to the general public and to contractors combined equal 50 percent or more of total sales. In 1963, establishments dealing in lumber and other building materials were classified as "wholesale" if less than 15 percent of their total sales were to the general public.

Plumbing and heating equipment dealers (SIC 522)—Establishments primarily selling plumbing, heating, and air-conditioning equipment and supplies. Establishments primarily en-

gaged in installation on a contract basis or in repairs are included in Contract Construction.

Paint, glass, and wallpaper stores (SIC 523)—Establishments primarily selling paint, glass, and wallpaper or any combination of these lines. Establishments primarily engaged in installing glass or in wallpapering or painting are not included in Retail Trade.

Electrical supply stores (SIC 524)—Establishments primarily selling electrical supplies such as lighting fixtures, lamp bulbs, wiring, cable, and fuse boxes. Establishments primarily selling electrical appliances are included with "Furniture, Home Furnishings, and Equipment Stores" (SIC major group 57).

Hardware stores (SIC 5251)—Establishments primarily selling a number of basic hardware lines such as tools, builders' hardware, paint and glass, housewares and household appliances, cutlery, and roofing materials, no one of which accounts for 50 percent or more of the sales of the establishments.

Farm equipment dealers (SIC 5252)—Establishments primarily selling new or used farm tractors, reapers, mowers, planters, plows, and related farm equipment. Usually these establishments also sell farm hardware and miscellaneous farm supplies.

GENERAL MERCHANDISE GROUP STORES (SIC Major Group 53, Part)

This group includes all establishments within SIC major group 53, "General Merchandise," except for "nonstore" establishments (SIC's 532, 534, and 535), which for purposes of this publication are separately classified. (See "Nonstore Retailers" below.) This major group includes establishments which sell several lines of merchandise such as dry goods, apparel and accessories, furniture and home furnishings, small wares, hardware, and food.

Department stores (SIC 531)—Establishments normally employing 25 people or more, having sales of apparel and softgoods combined amounting to 20 percent or more of total sales, and engaged in selling each of the following lines of merchandise:

1. Furniture, home furnishings, appliances, radio and TV sets.
2. A general line of apparel for the family.
3. Household linens and dry goods.

For establishments classified as department stores in 1963, sales of any one of the above merchandise lines cannot exceed 85 percent

of total sales; for establishments included in classifications other than department stores in 1963, sales of any one of these lines cannot exceed 75 percent of total sales; for all other establishments to qualify as department stores, sales of each of the lines listed above must be less than 80 percent of total sales.

An establishment with total sales of \$5 million or more is classified as a department store even if sales of one of the merchandise lines described above exceeds the maximum percent of total sales, provided that the combined sales of the other two groups is \$500,000 or more. Relatively few stores are included in this classification as a result of this special rule and most of those which are would otherwise have been classified in the apparel group (SIC major group 56).

Variety stores (SIC 533)—Establishments primarily selling a variety of merchandise in the low and popular price ranges such as stationery, apparel and accessories, housewares, toys, toilet articles, hardware, and confectionery. These establishments frequently are known as "5 and 10 cent" stores and "5 cents to a dollar" stores, although merchandise is usually sold outside these price ranges.

Classification of stores in this category is primarily based on self designation by the store operators. In the 1963 Census of Business this industry was titled "limited price variety stores."

General merchandise stores (part of SIC 539)—Establishments primarily selling several lines of merchandise such as household linens and dry goods, and/or a combination of apparel, hardware, housewares, or home furnishings and other lines in limited amounts. Establishments which meet the criteria for department stores, except as to employment, are included in this classification. Also included in this classification are establishments whose sales of "apparel" or of "furniture and home furnishings" exceed half of their total sales providing that sales of the smaller of the two lines in combination with "dry goods and household linens" accounts for 20 percent or more of total sales.

Dry goods stores (part of SIC 539)—Establishments primarily selling piece goods, linens, towels, blankets, spreads, and other dry goods.

Sewing and needlework stores (part of SIC 539)—Establishments primarily selling sewing and knitting supplies, patterns, lace, and notions.

FOOD STORES
(SIC Major Group 54)

Establishments primarily selling food for home preparation and consumption. Establishments primarily selling prepared food and drinks for consumption on their own premises are classified as "Eating and Drinking Places" (SIC major group 58) and stores primarily engaged in selling packaged beers and liquors are classified separately as "Liquor stores" (SIC 592).

Grocery stores (SIC 541)—Establishments primarily selling (1) a wide variety of canned or frozen foods such as vegetables, fruits, and soups; (2) dry groceries, either packaged or in bulk, such as tea, coffee, cocoa, dried fruits, spices, sugar, flour and crackers; (3) other processed food and nonedible grocery items. In addition these establishments often sell smoked and prepared meats, fresh fish and poultry, fresh vegetables and fruits, and fresh or frozen meats.

Establishments commonly known as supermarkets, food stores, and delicatessens are included in this classification if receipts from sales of groceries and food items for off-premise preparation and consumption are 50 percent or more of total sales.

In the 1963 Census of Business this industry was titled "grocery stores, including delicatessens."

Meat markets (part of SIC 542)—Establishments primarily selling fresh, frozen, or cured meats. Frequently these establishments also sell poultry, fish, dairy products, eggs, and some groceries. Establishments included in this category reported that "meat, fish, poultry" sales accounted for 80 percent or more of total sales, and that "fresh, frozen meat" accounted for 50 percent or more of their total receipts.

Fish (seafood) markets (part of SIC 542)—Establishments primarily selling fresh or frozen fish, oysters and other shellfish, and other seafoods. These establishments frequently sell other food items commonly used in preparing seafood or consumed with seafoods. Establishments included in this category reported that "fish, other seafood" accounted for 50 percent or more of total receipts.

Fruit stores and vegetable markets (SIC 543)—Establishments primarily selling fresh fruits and fresh vegetables. These establishments frequently carry a limited line of grocery items. Roadside stands of farmers selling only their

own produce are not included in the Census of Business.

Candy, nut, and confectionery stores (SIC 544)—Establishments primarily selling candy, nuts, sweetmeats, and other confections. A soda fountain or lunch counter is frequently operated in these stores. Candy and popcorn stands operated as concessions in motion picture theaters are included in this classification.

Retail bakeries—baking and selling (SIC 5462)—Establishments primarily selling bakery products such as bread, cakes, pies, or cookies over the counter, some or all of which are baked on their own premises.

Bakeries, most of whose products are distributed directly to consumers or to stores by means of route delivery, are not included in the Census of Business but are included in the Census of Manufactures (SIC 205). In the 1963 Census of Business this industry was titled "Retail bakeries, manufacturing."

Retail bakeries—selling only (SIC 5463)—Establishments primarily selling bakery products such as bread, cakes, pies, or cookies over the counter, none of which are baked on the premises. In the 1963 Census of Business this industry was titled "Retail bakeries, nonmanufacturing."

Dairy products stores (SIC 545)—Establishments primarily selling dairy products such as fluid milk and cream, cheese, ice cream and sherbets, over the counter. A limited line of groceries is frequently carried. Ice cream and frozen custard stands are classified in SIC 5812, "Eating places," and establishments which distribute ice cream and similar products from trucks are classified in SIC 5351, "Direct selling establishments." Establishments which bottle, pasteurize, homogenize, or otherwise process and distribute fluid milk are not included in the Census of Business, but are included in the Census of Manufactures (SIC 202).

Egg and poultry dealers (part of SIC 549)—Establishments primarily selling eggs and live or dressed poultry. A limited line of groceries is frequently carried.

Other miscellaneous food stores (part of SIC 549)—Establishments not elsewhere classified, primarily selling specialized lines of food such as coffee and tea, spice, health foods, dietetic food, etc. In the 1963 Census of Business this industry was titled "Other."

AUTOMOTIVE DEALERS
(SIC Major Group 55, Except 554)

This group includes establishments which sell new and used automobiles and new parts and accessories, aircraft and marine dealers, and mobile home dealers. Establishments dealing exclusively in used parts are classified in SIC 5933, "Secondhand stores." Automotive distributors whose sales are primarily to dealers, and establishments primarily engaged in selling trucks and motorized industrial equipment are included in the Wholesale Trade portion of the Census of Business.

Motor vehicle dealers—new and used cars (SIC 551)—Establishments primarily engaged in the sale of new automobiles or new and used automobiles. These establishments frequently have repair departments, used car lots and carry stocks of replacement parts, tires, batteries, and automotive accessories, and may also sell commercial vehicles. In some tabulations this category is subdivided to show data separately for (1) dealers with domestic car franchises only, (2) dealers with imported car franchises only, and (3) dealers with domestic and imported car franchises. Used car lots and repair departments of franchised dealers are not recognized as separate establishments. Data for such operations are included in a single report from the franchised passenger car dealer. In the 1963 Census of Business this industry was titled "Passenger car dealers, franchised."

Motor vehicle dealers—used cars only (SIC 552)—Establishments primarily selling used cars and not holding a franchise for the sale of new passenger cars. In the 1963 Census of Business this industry was titled "Passenger car dealers, nonfranchised."

Home and auto supply stores (part of SIC 553)—Establishments engaged in selling a combination of lines of merchandise including tires, batteries and accessories, household appliances, radios and television sets, sporting and recreational goods, toys, housewares, and hardware, of which sales of tires, batteries and accessories account for between 25 and 49 percent of total sales.

Other tire, battery, accessory dealers (part of SIC 553)—Establishments primarily selling new automobile tires, batteries, automobile seat covers and other automotive parts and accessories. Establishments primarily selling used merchandise in these categories are classified as "Secondhand stores" (SIC 5933).

Boat dealers (SIC 5591)—Establishments primarily selling motorboats and other watercraft, marine supplies and outboard motors.

Household trailer dealers (SIC 5592)—Establishments primarily selling household trailers, mobile homes and campers.

Aircraft, motorcycle dealers (part of SIC 5599)—Establishments primarily selling new or used motorcycles, or aircraft to noncommercial users. Dealers selling parts and supplies for these products to noncommercial users are also included.

Automotive dealers, n.e.c. (part of SIC 5599)—Establishments primarily selling automotive products not elsewhere classified.

GASOLINE SERVICE STATIONS
(SIC 554)

Establishments primarily selling gasoline and automotive lubricants. Usually these establishments also sell tires, batteries, and accessories, and perform minor repair work and services. Establishments called garages but deriving more than half of their receipts from sale of gasoline and oil are included.

APPAREL AND ACCESSORY STORES
(SIC Major Group 56)

Establishments in this group are primarily engaged in selling clothing of all kinds and related articles for personal wear and adornment. Not included in this group are establishments which meet the criteria for department stores (SIC 531) or general merchandise stores (part of SIC 539) even though most of their receipts are from the sale of apparel and apparel accessories.

Women's ready-to-wear stores (SIC 562)—Establishments primarily selling women's and girls' ready-to-wear apparel. Establishments are included in this category provided (1) their sales of all types of apparel (except as noted in the definition for general merchandise group stores) account for 80 percent or more of total sales, (2) sales of all women's and girls' apparel are three or more times the sales of all men's and boys' apparel, and (3) sales of dresses, coats and suits, and furs are two or more times greater than sales of millinery, hosiery, underwear, blouses, handbags, and other apparel and accessories.

Establishments primarily selling garments made to customer order are classified as "Custom tailors" (SIC 567). This industry includes ready-to-wear "Bridal shops" and "Ma-

ternity shops" which were classified as separate industries in the 1963 Census of Business.

Millinery stores (part of SIC 563)—Establishments primarily selling women's hats, including those making hats on the premises to customer order.

Corsets and lingerie stores (part of SIC 563)—Establishments primarily selling women's foundation garments, lingerie, negligees, robes, and other intimate wear. Establishments primarily engaged in selling foundation garments made or fitted to individual customer order are also included.

Other women's accessory, specialty stores (part of SIC 563)—Establishments primarily selling a specialized line of women's and girls' apparel items (such as sportswear, beachwear, blouses, and hosiery). Included in this industry are establishments which meet the definition for women's ready-to-wear stores except that receipts from sales of dresses, coats, suits, and furs are not twice as much or more than sales of other women's and girls' apparel. Establishments which sell men's and boys' apparel in combination with women's and girls' apparel may be classified as "Family clothing stores" (SIC 565) under conditions specified in the definition for that kind of business.

This industry includes "hosiery stores" which were separately classified in the 1963 Census of Business.

Furriers and fur shops (SIC 568)—Establishments primarily selling furs and fur garments. Establishments primarily engaged in selling fur garments made on their own premises to individual order are also included.

Men's and boys' clothing and furnishings stores (SIC 561)—Establishments primarily selling men's and boys' ready-to-wear clothing and furnishings. Establishments are included in this category provided (1) their sales of all types of apparel (except as noted in the definition for general merchandise group stores) account for 50 percent or more of total sales, and (2) receipts from sales of all men's and boys' apparel are three or more times the receipts from sales of all women's and girls' apparel. Establishments primarily selling garments made to customer order are classified as "Custom tailors" (SIC 567).

Custom tailors (SIC 567)—Establishments primarily selling men's and women's outer garments such as suits, overcoats, uniforms, dresses, etc. made on their own premises to customer order. Establishments primarily sell-

ing furs and fur apparel are classified as "Furriers and fur shops" (SIC 568).

Family clothing stores (SIC 565)—Establishments primarily selling clothing, furnishings, and accessories for men, women, and children, without specializing in any one line. Establishments are included in this category provided (1) their sales of all types of apparel (except as noted in the definition for general merchandise group stores) account for 80 percent or more of their total sales, (2) sales of all women's and girls' apparel items are not more than three times the sales of all men's and boys' items, and (3) the sales of all men's and boys' apparel items are not more than three times the sales of all women's and girls' apparel items.

Men's shoe stores (part of SIC 566)—Establishments primarily selling men's and boys' shoes and other footwear. Establishments selling women's and girls', and/or children's and infants' footwear are included in this classification if sales of men's and boys' footwear are more than three times the combined sales of women's and girls', children's and infants' footwear. See also the definitions for the other types of shoe stores.

Women's shoe stores (part of SIC 566)—Establishments primarily selling women's and girls' shoes and other footwear. Establishments selling men's and boys' and/or children's and infants' footwear are included in this classification provided that sales of women's and girls' footwear are more than three times the combined sales of men's, boys', children's, and infants' footwear. See also the definition for the other types of shoe stores.

Children's and juveniles' shoe stores (part of SIC 566)—Establishments primarily selling children's and infants' shoes and other footwear. Establishments selling men's, boys', and/or women's and girls' footwear are included in this classification provided that sales of children's and infants' footwear are more than three times the combined sales of men's, boys', women's, and girls' footwear. See also the definitions for the other types of shoe stores.

Family shoe stores (part of SIC 566)—Establishments primarily selling shoes and other footwear. Establishments in this classification sell both men's and women's shoes, and may or may not sell children's shoes. Accessory lines such as hosiery, gloves, and handbags are also frequently sold. The sales of any one of the three major groupings (men's and boys' footwear, women's and girls' footwear, and

children's and infants' footwear) are not more than three times the sales of the other two groups combined. If children's and infants' footwear are not carried, sales of the larger of the two remaining groups are not more than three times the sales of the smaller. See also the definitions for the other types of shoe stores.

Children's and infants' wear stores (SIC 564)—Establishments primarily selling children's and infants' clothing, furnishings, and accessories.

Miscellaneous apparel and accessory stores (SIC 569)—Establishments primarily selling specialized lines of apparel and accessories not elsewhere classified.

FURNITURE, HOME FURNISHINGS, AND EQUIPMENT STORES (SIC Major Group 57)

Establishments primarily selling merchandise used in furnishing the home, such as furniture, floor coverings, draperies, glass and chinaware, domestic stoves, refrigerators, other household electrical and gas appliances, and radio and TV sets. Also included are musical instrument stores and music and record shops.

Furniture stores (SIC 5712)—Establishments primarily selling household furniture, beds, mattresses, springs, and other sleep equipment. Also included in this classification are establishments selling household appliances, phonographs, radio and TV sets, and floor coverings provided the receipts from sales of furniture and sleep equipment exceed those from sales of other merchandise.

Floor covering stores (SIC 5713)—Establishments primarily selling floor coverings of any kind or combination such as rugs, carpets, linoleum, floor tile (rubber, vinyl, asphalt, cork), and related products. Installation of floor coverings may be performed incidental to selling by these stores.

Draperies, curtain, and upholstery stores (SIC 5714)—Establishments primarily selling draperies, curtains, slipcovers, and upholstery materials. Establishments primarily selling custom-made draperies and slipcovers for household use are also included. Establishments primarily engaged in reupholstering or repairing furniture are included in the Selected Services portion of the Census of Business.

China, glassware, and metalware stores (SIC 5715)—Establishments primarily selling china, glassware, crockery, tinware, enamelware, aluminumware, stainless steel flatware,

cutlery, and other metalware for table and kitchen use. Establishments primarily selling sterling or plated silver flatware or tableware are classified as "Jewelry stores" (SIC 597).

Miscellaneous home furnishings stores (SIC 5719)—Establishments primarily selling specialized lines of home furnishings not elsewhere classified, such as lamps and lampshades, venetian blinds and window shades, picture frames and mirrors, and other miscellaneous home furnishings.

Household appliance stores (SIC 572)—Establishments primarily selling electric and gas household appliances such as washers, dryers, refrigerators, stoves, freezers, vacuum cleaners, electric irons, percolators, hot plates, dehumidifiers, self-contained room air conditioners, and other household appliances. Some public utility companies operate establishments primarily engaged in the sale of electric and gas appliances for household use. Such establishments are also included in this classification. Also included are establishments selling furniture, sleep equipment, phonographs, radio and TV sets, provided the receipts from the sales of household appliances exceed those of other merchandise.

Radio and television stores (SIC 5732)—Establishments primarily selling radios, television sets, record players, tape recorders, and other sound reproducing equipment. Installation may be performed incidental to the sale of these items.

Establishments which also sell furniture, sleep equipment, and household appliances are included provided the receipts from sales of radios, television sets, phonographs, and tape recorders exceed those of other merchandise. Radio and television repair shops are classified in SIC 7622 and are included in the Selected Services portion of the Census of Business.

Record shops (part of SIC 5733)—Establishments primarily selling phonograph records and albums. Related merchandise is also frequently sold in these stores.

Musical instrument stores (part of SIC 5733)—Establishments primarily selling musical instruments such as organs, pianos, horns, stringed instruments, and percussion instruments. Other musical supplies may also be sold in these stores.

EATING AND DRINKING PLACES (SIC Major Group 58)

This major group includes establishments primarily selling prepared foods and drinks for

consumption on or near the premises; and lunch counters and refreshment stands selling prepared foods and drinks for immediate or take home consumption. Also included are caterers who sell prepared foods which are served elsewhere than at their place of business and in-plant food contractors. Data for in-plant food contractors are included in the United States Summary report. Eating and drinking places operated as leased concessions in theaters, hotels, motels, and places of amusement are included here. Candy and popcorn stands located in theaters are, however, included in "Candy, nut, and confectionery stores" (SIC 5441).

Restaurants, lunchrooms, caterers (part of SIC 5812)—Establishments primarily selling prepared food and drink for consumption either on the premises or at a place designated by the customer. Establishments calling themselves caterers but not selling prepared foods as part of their business activity are not included in this category.

Establishments in which sales of alcoholic beverages for consumption on the premises exceed receipts from sales of prepared foods and nonalcoholic beverages are classified as "Drinking places" (SIC 5813). Counter or table service may be provided at establishments calling themselves restaurants or lunchrooms.

Cafeterias (part of SIC 5812)—Establishments primarily selling prepared foods and drinks for consumption on the premises. In these establishments the customers serve themselves.

Refreshment places (part of SIC 5812)—Establishments primarily selling limited lines of refreshments and prepared food items. Included in this group are establishments which prepare refreshment items such as frozen custard, pizza, barbequed chicken, and hamburgers for consumption either on or near the premises or for "take-home" consumption.

In the 1963 Census of Business, ice cream, frozen custard, soft ice cream, and similar refreshment items sold from trucks were included in this classification. In the 1967 Census of Business, these establishments are classified as "Direct selling (house-to-house canvass) establishments" (SIC 5351) in the "Nonstore Retailers" group.

Drinking places (alcoholic beverages) (SIC 5813)—Establishments primarily selling drinks such as beer, ale, wine, liquor, and other alcoholic beverages for consumption on the premises. Prepared foods are frequently sold at these establishments, but receipts from sales of alcoholic beverages exceed receipts from sales of food.

DRUG STORES AND PROPRIETARY STORES (SIC 591)

Drug stores (part of SIC 591)—Establishments which fill and sell prescriptions. These establishments also sell proprietary drugs, patent medicines, and other health and first-aid products. Usually these establishments also sell a variety of other merchandise such as cosmetics, toiletries, candy, tobacco products, magazines, and toys.

Proprietary stores (part of SIC 591)—Establishments generally selling the same merchandise as drug stores, except that prescriptions are not filled and sold.

MISCELLANEOUS RETAIL STORES (SIC Major Group 59, Except 591)

This major group includes retail stores not elsewhere classified. In the 1963 Census of Business this group was called "Other retail stores."

Liquor stores (SIC 592), also government-operated liquor stores (part of major groups 92 and 93)—Establishments primarily selling packaged alcoholic beverages such as ale, beer, wine, and whiskey for consumption off the premises. Liquor stores operated by States, counties, and municipalities are included.

Antique stores (SIC 5932)—Establishments primarily selling antique furniture and home furnishings, glassware, and objects of art.

Secondhand stores (SIC 5933)—Establishments primarily selling secondhand merchandise such as apparel, furniture, appliances, books, automobile parts, musical instruments, etc. in any combination. Pawnshops and pawnbrokers are included in this classification. Establishments selling used automobiles, household trailers, motorcycles, aircraft, and boats are classified in the "Automotive Dealers" group (SIC major group 55, except 554).

Sporting goods stores (SIC 5952)—Establishments primarily selling a general or specialized line of sporting goods and equipment for hunting, camping, fishing, skiing, riding, tennis, golf, and other sports; and gymnasium and playground equipment.

Bicycle shops (SIC 5953)—Establishments primarily selling bicycles and bicycle parts and accessories.

Jewelry stores (SIC 597)—Establishments primarily selling any combination of the lines of jewelry such as diamonds and other precious stones mounted in precious metals as rings,

bracelets, and brooches; sterling and plated silverware; and watches and clocks.

Fuel oil dealers (SIC 5983)—Establishments primarily selling fuel oil.

Liquefied petroleum gas (bottled gas) dealers (SIC 5984)—Establishments primarily selling liquefied petroleum gas (bottled gas) either in bulk, or bottled. In the 1963 Census of Business, this industry was titled "bottled gas dealers."

Fuel and ice dealers, n.e.c. (SIC 5982)—Establishments primarily selling coal, coke, charcoal, wood, ice, or any combination of these lines.

In the 1963 Census of Business, data were shown separately for "Coal and wood dealers" (part of SIC 5982) and "Ice dealers" (part of SIC 5982).

Florists (SIC 5992)—Establishments primarily selling cut flowers and growing plants. Greenhouses and nurseries are not included in the Census of Business unless receipts are primarily from sales of products not grown on the premises. However, retail establishments primarily selling seeds, bulbs, and nursery stock are classified in SIC 5969, "Farm and garden supply stores, n.e.c."

Cigar stores and stands (SIC 5993)—Establishments primarily selling cigars, cigarettes, tobacco, and smokers' supplies. Many of the establishments included in this classification are operated as concessions in places of amusement, railway stations, airports, and other public places. Establishments operated by the blind, but owned by State agencies are included here.

Book stores (SIC 5942)—Establishments primarily selling new books and periodicals. Stationery and related items may also be sold by these establishments. Book clubs (not engaged in publishing) primarily selling new books through the mail are included in SIC 532 "Mail order houses" in the "Nonstore Retailers" group.

Stationery stores (SIC 5943)—Establishments primarily selling stationery items such as paper and paper products (including printing and engraving), school and office supplies, accounting and legal forms, greeting cards, post cards and novelties. Establishments selling primarily to business and institutional users are classified in Wholesale Trade.

Hay, grain, and feed stores (SIC 5962)—Establishments primarily selling hay, grain, and feed. These establishments also frequently

sell fertilizer and other farm supplies and equipment.

Other farm supply stores (part of SIC 5969)—Establishments primarily selling farm supplies other than hay, grain, and feed, not elsewhere classified such as seed, fertilizer, irrigation and drainage equipment, pumps, agricultural chemicals, and dairy supplies.

Garden supply stores (part of SIC 5969)—Establishments primarily selling seeds, bulbs, nursery stock, garden tools, and other farm, and garden supplies and tools. Nurseries and greenhouses are not within the scope of the Census of Business unless receipts are primarily from sales of products not grown on the premises.

News dealers and newsstands (SIC 5994)—Establishments primarily selling newspapers, magazines, and other periodicals.

Hobby, toy, and game shops (SIC 5995)—Establishments primarily selling toys, games, and hobby kits and supplies. Establishments primarily selling artists' supplies, or collectors' items such as coins, stamps, and autographs are classified in SIC 5999, "Miscellaneous retail stores, n.e.c."

Camera and photographic supply stores (SIC 5996)—Establishments primarily selling cameras, film, and other photographic supplies and equipment. Establishments primarily engaged in finishing films are classified in Industry 7395 in the Selected Services portion of the Census of Business.

Gift, novelty, and souvenir shops (SIC 5997)—Establishments primarily selling combined lines of gift and novelty merchandise, souvenirs, and miscellaneous small art goods such as greeting cards and holiday decorations.

Optical goods stores (part of SIC 5999)—Establishments primarily engaged in selling eyeglasses and related optical goods. In 1967 establishments whose receipts were primarily from eye examinations and prescribing eyeglasses or contact lenses and providing the eyeglasses or contact lenses they prescribed were not included in the Census of Business; in 1963 such establishments were included in this classification.

Retail stores, n.e.c. (part of SIC 5999)—Establishments not elsewhere classified primarily selling specialized lines of merchandise such as collectors' items and supplies, artists' supplies, orthopedic and artificial limbs, drafting materials, typewriters, luggage and leather goods, pets, religious goods, hearing aids, rub-

ber stamps, monuments and tombstones, and other merchandise not elsewhere classified.

In the 1963 Census of Business, data for typewriter stores, luggage, leather goods stores, religious goods stores, and pet shops (all parts of SIC 5999) were shown separately. For the 1967 Census of Business, no separate data are available for these kinds of business.

NONSTORE RETAILERS

(Part of SIC Major Group 53)

Mail-order houses (SIC 532)—Establishments primarily selling merchandise as a result of orders received by mail. Customers are made aware of goods available for sale through catalogs, mailing pieces, advertisements in newspapers and magazines, and advertising on radio and television. Houses operated by companies which operate catalog order stores and catalog order desks in other retail establishments of the company, also fill orders from those sources. Catalog order stores are included in this classification and they are counted as separate establishments. Sales made from catalog order desks are included with the sales of the retail establishment in which they are located.

In some tabulations at the national or geographic division level, mail-order houses are divided into subclassifications on the basis of the merchandise they sell in the same manner as the store-type establishments.

Merchandising machine operators (SIC 534)—Establishments primarily selling merchandise through coin-operated vending machines which are generally located on the premises of other businesses. In the 1963 Census of Business this industry was titled "Merchandise vending machine operators."

Since a large number of merchandise vending machine operations are conducted in conjunction with the operation of manufacturing plants and of wholesale and other establishments not classified in retail trade, data for "retail" merchandise vending machine operators should not be interpreted as providing a measure of total sales through merchandise vending machines. The data for "retail" merchandise vending machine operators also do not include sales made through vending machines owned by establishments classified in other kinds of retail trade. Merchandise vending machine operators are divided into subclassifications on the basis of the merchandise sold in the machines on location as of the end of the census year. Operators of coin-operated service machines such as wash-

ers, dryers, music machines, and amusement and game machines are included in the Selected Services portion of the 1967 Census of Business.

Direct selling establishments (SIC 535)—Establishments primarily selling merchandise by house-to-house canvass, by party plan, or from a truck. When the canvassers are employed by the organization which they represent, the "establishment" is the location from which they operate. However, many of the important organizations whose products are distributed in this manner utilize self-employed canvassers as their representatives. Each such canvasser is counted as an "establishment" in this report. As a result, the "number of establishments" count is considerably larger than would be the case if the count were based on the primary organizations whose products are being distributed. Establishments in operation throughout the census year were included if their annual sales were \$2,500 or more; establishments in operation during part of the census year were included only if their sales were at an annual rate of \$2,500 or more. Consequently, the "number of establishments" in this category should not be interpreted as being a count of the total number of self-employed canvassers.

Direct selling organizations are divided into subclassifications on the basis of the merchandise they sell. Establishments selling ice cream, frozen custard, soft ice cream and similar refreshment items from trucks were included with "refreshment places" (part of SIC 5812) in the 1963 Census of Business but are now included in this classification. In the 1963 Census of Business this industry was titled "Direct selling (house-to-house) organizations."

SPECIAL TABULATIONS

Special tabulations of data collected in the 1967 Census of Business may be obtained on computer tape, on punch cards, or in tabular form. The data provided in such special tabulations will be in summary form and will be subject to the same rules prohibiting disclosure of confidential information (including name, address, kind of business, or other data for individual business establishments or companies) as are the regular publications.

Special tabulations are prepared on a cost basis and the request for a cost estimate, as well as exact specifications on the type and format of the data to be provided, should be directed to: Chief, Business Division, Bureau of the Census, Washington, D. C. 20233.

RETAIL TRADE GENERAL QUESTIONS

PENALTY FOR FAILURE TO REPORT

Form approved: Budget Bureau No. 41-S67017

<p>U.S. DEPARTMENT OF COMMERCE BUREAU OF THE CENSUS</p> <h2 style="margin: 0;">1967 CENSUS OF BUSINESS</h2>	<p>NOTICE—Response to this inquiry is required by law (Title 13 U.S. Code). By the same law, your report to the Census Bureau is confidential. It may be seen only by sworn Census employees and may be used only for statistical purposes. The law also provides that copies retained in your files are immune from legal process.</p> <p>In correspondence pertaining to this report, please refer to this Census File Number ➤</p> <p style="text-align: right;">Employer Identification No. ➤</p>																				
<p>1. NAME AND PHYSICAL LOCATION</p> <p>a. Is the name shown in the label the name by which this establishment is known to the public?</p> <p><input type="checkbox"/> Yes <input type="checkbox"/> No (If "No," enter trade name above the label.)</p>																					
<p>b. Is the address in the label—</p> <p>1. <input type="checkbox"/> The mail address of your establishment but not the actual physical location.</p> <p>2. <input type="checkbox"/> The mail address of your establishment (including number and street) which also is its actual physical location.</p> <p>3. <input type="checkbox"/> Neither of the above (e.g. accountant's office).</p> <p>(NOTE: If you marked box 1 or 3, or number and street are not shown in the label, complete c, d, and e below. If you marked box 2, complete d and e below.)</p>	<p>2. EMPLOYER IDENTIFICATION NUMBER</p> <p>Is the Employer Identification (EI) Number printed in the address label the SAME as that used for this establishment on your latest 1967 Employer's Quarterly Federal Tax Return, Treasury Form 941?</p> <p><input type="checkbox"/> Yes <input type="checkbox"/> No (If "No," enter the currently assigned EI Number here (9 digits)) </p>																				
<p>c. Enter following physical location information</p> <table border="1" style="width:100%; border-collapse: collapse;"> <tr> <td style="width:30%;">Number and street</td> <td>City, village, or other place</td> </tr> <tr> <td>State</td> <td>ZIP code</td> </tr> </table> <p>(NOTE: If location cannot be described by number and street give name or number of highway and approximate distance from nearest town.)</p> <p>d. Enter name of county in which your establishment is located.....</p> <p>e. Is your establishment physically located within the boundaries of the city, village, or other place specified in the label or in "c"?</p> <p>1 <input type="checkbox"/> Yes 2 <input type="checkbox"/> No</p>	Number and street	City, village, or other place	State	ZIP code	<p>3. LEGAL FORM OF ORGANIZATION OF COMPANY OPERATING THIS ESTABLISHMENT X-1</p> <p>1 <input type="checkbox"/> Individual proprietor</p> <p>2 <input type="checkbox"/> Partnership</p> <p>0 <input type="checkbox"/> Corporation (Do not mark if any form of cooperative association)</p> <p>8 <input type="checkbox"/> Co-op (cooperative association), corporate or noncorporate</p> <p>9 <input type="checkbox"/> Other (Specify) _____</p>																
Number and street	City, village, or other place																				
State	ZIP code																				
<p>5. CLASS OF CUSTOMER X-4 ➤</p> <p>Report the approximate percentage of your total 1967 sales to each class of customer.</p> <p>1 _____ % General public (household consumers, farmers, and individuals) 4-XX</p> <p>2 _____ % Construction and building trade contractors 4-3</p> <p>3 _____ % Other business firms, government, and institutions 4-4</p> <p>4 _____ % Other (Specify) _____ 4-5</p> <p style="text-align: right;">4-6*</p>	<p>4. PERIOD OPERATED IN 1967 X-2</p> <p>a. Was this establishment in business at the end of 1967?..... 1 <input type="checkbox"/> Yes 2 <input type="checkbox"/> No</p> <p>(NOTE: For establishments which were inactive during December 1967 due to seasonal or part-time operations, answer "Yes," unless the establishment was not owned at the end of the year.)</p> <p>b. How many months during 1967 did you own this establishment?..... Months X-3</p>																				
<p>7. DOLLAR VOLUME OF BUSINESS AND PAYROLL IN 1967</p> <table border="1" style="width:100%; border-collapse: collapse;"> <thead> <tr> <th></th> <th>Dollars</th> <th>Cents</th> <th>Key</th> </tr> </thead> <tbody> <tr> <td>a. Sales of merchandise and other receipts from customers.....</td> <td></td> <td>XX</td> <td>X-6</td> </tr> <tr> <td>h. Does the entry in "a" include sales taxes and excise taxes collected from customers?..... 1 <input type="checkbox"/> Yes 2 <input type="checkbox"/> No</td> <td></td> <td></td> <td>X-7</td> </tr> <tr> <td>c. If "No," how much did you forward to taxing agencies for such taxes?.....</td> <td></td> <td>XX</td> <td>X-8</td> </tr> <tr> <td>d. Total ANNUAL payroll in 1967 before deductions.....</td> <td></td> <td>XX</td> <td>X-9*</td> </tr> </tbody> </table>		Dollars	Cents	Key	a. Sales of merchandise and other receipts from customers.....		XX	X-6	h. Does the entry in "a" include sales taxes and excise taxes collected from customers?..... 1 <input type="checkbox"/> Yes 2 <input type="checkbox"/> No			X-7	c. If "No," how much did you forward to taxing agencies for such taxes?.....		XX	X-8	d. Total ANNUAL payroll in 1967 before deductions.....		XX	X-9*	<p>6. METHOD OF SELLING X-5</p> <p>Mark the box which describes your principal method of selling. Do not mark more than one box.</p> <p>1 <input type="checkbox"/> Selling at this establishment</p> <p>2 <input type="checkbox"/> Mail order (catalog selling)</p> <p>3 <input type="checkbox"/> House-to-house (direct selling)</p> <p>4 <input type="checkbox"/> Operating merchandise vending machines</p>
	Dollars	Cents	Key																		
a. Sales of merchandise and other receipts from customers.....		XX	X-6																		
h. Does the entry in "a" include sales taxes and excise taxes collected from customers?..... 1 <input type="checkbox"/> Yes 2 <input type="checkbox"/> No			X-7																		
c. If "No," how much did you forward to taxing agencies for such taxes?.....		XX	X-8																		
d. Total ANNUAL payroll in 1967 before deductions.....		XX	X-9*																		
<p>8. COMPANY AFFILIATION</p> <p>a. Mark this box <input type="checkbox"/> if this business is owned or controlled by another company and enter the name, mailing address, and Employer Identification Number of owning or controlling company (if known).</p> <p>b. Mark this box <input type="checkbox"/> if this business owns or controls any other company or companies and enter the name, mailing address, and Employer Identification Number of owned or controlled companies (if known).</p> <p>Name of company _____</p> <p>Mailing address (Number, street, city, State, ZIP code) _____</p> <p style="text-align: right;">EI No. (9 digits) _____</p>																					

RETAIL TRADE GENERAL QUESTIONS--Continued

9. DEPARTMENT OR CONCESSION LOCATED IN THE ESTABLISHMENT OF ANOTHER FIRM		1-1
a. Is your business at this location conducted as a department or concession (such as a paint department in a department store) in an establishment operated by another firm?..... 1 <input type="checkbox"/> Yes 2 <input type="checkbox"/> No Mark "Yes," if customers normally consider your operation as part of the establishment operated by the other firm, or if your sales to customers are billed by that establishment.		
b. If "Yes," please enter the name and description (kind of business) of the establishment which is operated by the other firm.....	Name	Kind of business

10. DEPARTMENT OR CONCESSION LOCATED IN THIS ESTABLISHMENT						1-2XX	
a. Is any department, concession, or business not owned by you , operated within this establishment?..... 1 <input type="checkbox"/> Yes 2 <input type="checkbox"/> No Mark "Yes," if there is any operation of others which customers normally consider part of your establishment, or if you bill customers for sales of such department, concession, or business.							
b. If "Yes," please complete a line for each.							
	2XX	2-3	2-4		2-5		2-6*
Name and address of owner of department or concession	Kind of business of department or concession	Estimated sales during 1967	Are the sales of this department included in item 7a?		Is the payroll of this department included in item 7d?		Census Use Only
			Dollars	Yes	No	Yes	
1.			1	2	1	2	
2.			1	2	1	2	
3.			1	2	1	2	

11. YOUR BUSINESS LOCATIONS					
a. In 1967 did you operate your business at more than one location under the Employer Identification Number you had at the end of 1967?..... 1 <input type="checkbox"/> Yes 2 <input type="checkbox"/> No b. If "Yes," is marked above, separately list below each location, including your main selling location and facilities other than selling establishments (such as warehouses, central administrative offices, buying offices, etc.).					
Address of business (Number, street, city or town, county, State, ZIP code)	Description of business	Census Use Only	Sales		Number of paid employees (Pay period including March 12)
			Dollars	Cents	
1.				XX	
2.				XX	
3.				XX	
4.				XX	
Totals for this Employer Identification Number				XX	
(Sales total should equal the entry in item 7a) →					

100-005

Appendix D

KIND-OF-BUSINESS TITLES AND REPORTING-FORM NUMBERS

Listed below are retail kind-of-business titles and their corresponding reporting-form numbers. Requests for copies of any of these forms, including the inquiries used to classify establishments by kind of business, should be directed to the Business Division, Bureau of the Census, Washington, D.C. 20233.

Kind-of-business title	Form number	Kind-of-business title	Form number	
BUILDING MATERIALS, HARDWARE, AND FARM EQUIPMENT DEALERS		SHOE STORES		
Building materials and supply stores:		Men's shoe stores	} CB-56B	
Lumber and other building materials dealers	CB-52A	Women's shoe stores		
Plumbing and heating equipment dealers	CB-52D	Children's and juveniles' shoe stores		
Paint, glass, and wallpaper stores	CB-52B	Family shoe stores		
Electrical supply stores	CB-52D			
Hardware stores	CB-52C	FURNITURE, HOME FURNISHINGS, AND EQUIPMENT STORES		
Farm equipment dealers	CB-52D	Furniture and home furnishings stores:		
GENERAL MERCHANDISE GROUP STORES		Furniture stores	CB-57A	
Department stores	CB-53A	Home furnishings stores:		
Variety stores	CB-53B	Floor coverings stores	} CB-57D	
Miscellaneous general merchandise stores:		Drapery, curtain, and upholstery stores		
General merchandise stores	CB-53A	China, glassware, and metalware stores		
Dry goods stores	} CB-53B	Miscellaneous home furnishings stores		
Sewing and needlework stores			Household appliance stores	} CB-57B
FOOD STORES		Radio, television, and music stores:		
Grocery stores	} CB-54A	Radio and television stores	} CB-57B	
Meat and fish (seafood) markets:				Music stores:
Meat markets			Record shops	} CB-57C
Fish (seafood) markets			Musical instrument stores	
Fruit stores and vegetable markets		EATING AND DRINKING PLACES		
Candy, nut, and confectionery stores		Eating places:		
Retail bakeries:		Restaurants and lunchrooms	} CB-58	
Retail bakeries—baking and selling	} CB-54B	Cafeterias		
Retail bakeries—selling only				Refreshment places
Other food stores:		Caterers		
Dairy products stores	} CB-54A	Drinking places (alcoholic beverages)		
Egg and poultry dealers			DRUG STORES AND PROPRIETARY STORES	
Other miscellaneous food stores			Drug stores	} CB-59A
AUTOMOTIVE DEALERS		Proprietary stores		
Motor vehicle dealers:		MISCELLANEOUS RETAIL STORES		
Motor vehicle dealers—new and used cars:		Liquor stores	} CB-59E	
Dealers with domestic car franchise only	} CB-XA	Antique stores and secondhand stores:		
Dealers with imported car franchise only				Antique stores
Dealers with domestic, imported car franchises				Secondhand stores
Motor vehicle dealers—used cars only		Sporting goods stores and bicycle shops:		
Tire, battery, and accessory dealers:		Sporting goods stores	CB-59C	
Home and auto supply stores	} CB-XB	Bicycle shops	CB-59E	
Other tire, battery, and accessory dealers			Jewelry stores	CB-59D
Miscellaneous automotive dealers:		Fuel and ice dealers:		
Boat dealers	} CB-XC	Fuel oil dealers	} CB-59E	
Household trailer dealers				Liquefied petroleum gas (bottled gas) dealers
Aircraft, motorcycle dealers				Fuel and ice dealers, n.e.c.
Automotive dealers, n.e.c.				Florists
GASOLINE SERVICE STATIONS		Cigar stores and stands		
Gasoline service stations	CB-XD	Other miscellaneous retail stores:		
APPAREL AND ACCESSORY STORES, EXCEPT SHOE STORES		Book and stationery stores:		
Women's clothing, specialty stores; furriers:		Book stores	} CB-59B	
Women's ready-to-wear stores	} CB-56A	Stationery stores		
Women's accessory and specialty stores:			Hay, grain, and feed stores	
Millinery stores			Other farm supply stores	
Corset and lingerie stores			Garden supply stores	
Other women's accessory, specialty stores		News dealers and newsstands	} CB-59E	
Furriers and fur shops		Hobby, toy, and game shops		
Other apparel and accessory stores:		Camera and photographic supply stores	} CB-59G	
Men's and boys' clothing and furnishings stores		Gift, novelty, and souvenir shops		
Custom tailors		Optical goods stores		CB-59G
Family clothing stores		Retail stores, n.e.c.		CB-59E
Children's and infants' wear stores				
Miscellaneous apparel and accessory stores				

Appendix E

MERCHANDISE LINES, CODES, AND REPORTING-FORM NUMBERS

Code	As abbreviated in tables	As shown on reporting form	Form number
020	Groceries—other foods	Groceries, other food items for preparation and consumption away from this establishment (including candy, bottled or canned soft drinks)	ALL
021	Meats-fish-poultry	Meat, fish, poultry (include canned meats requiring refrigeration on this line; include all meats sold in a frozen state on line 023)	CB-54A
022	Produce (fresh fruits-vegtbls)	Produce (fresh fruits, vegetables)	
023	Frozen foods	Frozen foods (all packaged foods—fruits, vegetables, juices, baked goods, prepared foods, etc., sold in a frozen state). (Include frozen dairy products such as ice cream, sherbets on line 024)	
024	All other foods	All other foods (dry groceries, dairy products, bakery products, candy, bottled and canned soft drinks and other items not covered by lines 021 to 024, 517, and 100).	
025	Bakery products—exc. frozen	Bakery products, except frozen	CB-54B
026	Bakery products—frozen	Bakery products, frozen	
027	All other foods	All merchandise on line 020 except items on lines 021, 022, 023, 024, 025, and 026.	
040	Meals-snacks	Meals, snacks, sandwiches, nonalcoholic beverages generally served for consumption at this establishment	ALL
060	Alcoholic drinks	Alcoholic drinks served at this establishment	
080	Packaged alcoholic beverages	Packaged liquor, wine, and beer	
100	Cigars-cigarettes-tobacco	Cigars, cigarettes, tobacco (exclude sales from vending machines owned by others)	
120	Cosmetics-drugs-cleaners	Cosmetics, drugs, health, first aid, and sickroom needs, toiletries, dentifrices, soaps and detergents, household cleansers	CB-59A
121	Medicines exc. prescription	Drugs (other than prescriptions), proprietary medicines, health, first aid products	
122	Prescription medicines	Prescriptions	
123	All other drugs-proprietary	Prescription medicines (see line 124 for related merchandise)	
124	Cosmetics-health needs-cleaners, etc. ..	All other merchandise on line 120 except items on line 121 and 122.	CB-59A
125	Cosmetics-health needs-cleaners, etc. ..	Cosmetics, health, first aid, and sickroom needs, toiletries, dentifrices, soaps and detergents, household cleansers.	CB-54A
140	Men's-boys' clothing exc. footwear.	Men's and boys' clothing and furnishings (exclude footwear; all footwear should be reported on line 180).	ALL
141	Men's clothing	Men's clothing and furnishings.	CB-53A
142	Boys' clothing	Boys' clothing and furnishings	
		Boys' wear	
143	Men's tailored outerwear	Tailored outerwear (suits, overcoats, topcoats, sport jackets).	CB-56A
144	Other men's outerwear	Other outerwear (sport and casual clothing, rainwear)	
145	Men's hats	Men's hats	
146	Other men's clothing	Other men's apparel and furnishings.	
160	Women's-girls' clothing, exc. footwr.	All women's and girls' clothing and accessories, infants' and children's wear, etc. (exclude footwear; all footwear should be reported on line 180).	ALL
161	Children's-infants' wear	Children's, infants' wear	CB-56A
		Infants' and children's wear up to size 6X (do not include infants' furniture, to be reported on line 240, or baby carriages, to be reported on line 500).	CB-53A
162	Handbags-accessories	Handbags, small leather goods, gloves, umbrellas, handkerchiefs, neckwear, and accessories	CB-53A, 56A
163	Millinery	Millinery	
164	Hosiery	Hosiery—women's and children's	CB-53A
		Hosiery	CB-56A
165	Lingerie	Corsets, brassieres, underwear, negligees, and robes.	CB-53A
		Underwear, intimate garments, foundation garments.	CB-56A

MERCHANDISE LINES, CODES, AND REPORTING-FORM NUMBERS—Continued

Code	As abbreviated in tables	As shown on reporting form	Form number
166	Women's coats-suits-furs-rainwr	Women's, misses', juniors', coats, suits, furs, and rainwear.	} CB-53A
167	Women's dresses	Women's, misses', juniors' dresses, aprons, housedresses, uniforms, formals, maternity and bridal dresses.	
168	Women's blouses, sptswr.	Women's, misses', juniors' blouses (including street floor blouses), sportswear, swimwear, ski clothes.	
169	Girls'-subteen-teen wear	Sportswear, including skirts, blouses, sweaters, etc.	
171	Other women's-girls' clothes, acc	Girls', subteen and teen wear, including accessories, underwear, and Girl Scout wear.	
172	Dresses	All merchandise on line 160 except items on lines 161 to 169.	
173	Coats-suits	Dresses	
174	Handbags	Coats and suits	
175	Furs	Handbags	
176	Other women's-girls' clothes, acc	Furs	
180	All footwear	All other women's and children's apparel, apparel accessories.	} CB-56A
181	Men's and boys' footwear	All footwear	
182	Women's and girls' footwear	Men's and boys' footwear	
183	Children's and infants' footwear	Women's and girls' footwear	
200	Curtains-draperies-dry goods	Children's and infants' footwear	} CB-56B
201	Piece goods-notions	Curtains, draperies, bedsheets, blankets, linens, piece goods, patterns, laces, trimmings, notions, closet accessories, blinds, window shades.	
202	Curtains-draperies	Piece goods, patterns, laces, trimmings, ribbons, art needlework, notions, closet accessories.	
203	All other domestics	Curtains, draperies, decorator upholstery fabrics, blinds and window shades, linens, domestics, blankets.	} ALL
220	Major appl.-radio-TV-musical inst	All merchandise on line 200 except lines 201 and 202.	
221	Major household appliances	Major household appliances, radio, TV, record players, tape recorders, records, tapes, sheet music, musical instruments.	} CB-53A
222	Radios-TV's-musical instruments	Major household appliances (vacuum cleaners, sewing machines, refrigerators, freezers, dehumidifiers, room air conditioners, dishwashers, stoves, ovens, clothes dryers and washers, ironers, and disposal units).	
223	All other appliances	Major household appliances.	
224	New major appliances	Radio, TV, record players, records, sheet music, musical instruments.	
225	New radios-TV's, etc.	All other merchandise on line 220 (except lines 221 and 222).	
226	Used major appl-radios-TV's	New major appliances.	
227	Records-tapes-musical inst	New radios, TV's, record players, tape recorders.	
228	Pianos	Used major appliances, radios, TV, record players, tape recorders ..	
229	Organs	Records, tapes, sheet music, pianos, organs, musical instruments. ...	
231	Musical inst-accessories	Pianos	
232	Radios-phonos-tape rcds-TV's	Organs (all types)	} CB-57C
233	Records-tapes-related acc	Musical instruments and accessories.	
234	Sheet music-related items	Radios, phonographs, tape recorders, TV's.	
240	Furniture-sleep equip-floor cov.	Records, tapes, and related accessories.	
241	Floor coverings	Sheet music and related items.	} CB-57B
242	Furniture-sleep equip	Furniture, sleep equipment, floor coverings.	
243	Sleep equipment	Floor coverings—carpets, rugs, orientals, throw rugs, linoleum, floor tile, etc.	
244	Other household furniture	Furniture—upholstered, dining, bedroom, summer and metal beds, mattresses, springs, and studio beds (include lawn and garden furniture, and dinette, infants', and unpainted furniture).	
245	Floor coverings—soft surface	Sleep equipment including springs, mattresses, and dual purpose pieces.	
246	Floor coverings—hard surface	Other household furniture, all kinds.	
247	Nonhousehold furniture	Floor coverings, soft surface.	
248	Office furniture	Floor coverings, hard surface.	
249	Other furn.-sleep equip.-fl. cov.	Nonhousehold furniture	
		Office furniture	
		All other merchandise on line 240 (except items on line 248).	

MERCHANDISE LINES, CODES, AND REPORTING-FORM NUMBERS—Continued


Code	As abbreviated in tables	As shown on reporting form	Form number	
260	Kitchenware-home furnishings	Kitchenware, small electric appliances, china, glassware, lamps, lamp shades, mirrors, pictures and other home furnishings.	ALL	
261	China-glassware	China, glassware, gift shop, lamps, lamp shades, mirrors, and pictures.	}	
262	Kitchenware-housewares	Kitchenware and housewares, including small electric appliances, fireplace and barbecue equipment (include dinette furniture on line 240—not here).		CB-53A
263	Other kitchenware-home furnish.	All other merchandise on line 260 (except lines 261 and 262).		
264	Small electrical appliances	Small electric appliances	}	
265	All other kitchenwr-houswr	All other merchandise on line 260 (except items on line 264).		CB-57B, XB
266	All other home furn exc. china	All other merchandise on line 260 (except line 267).	}	
267	China, glassware	China, glassware		CB-59D
280	Jewelry-optical goods	Jewelry, watches, clocks, silverware, optical goods	ALL	
281	Watches-clocks	Watches, clocks, including diamond watches	}	
282	Silverware	Silverware, all kinds (flatware, hollowware, sterling, plate, and stainless steel).		}
285	All other jewelry items	All other jewelry items, including costume and novelty.		
286	Optical goods	Optical goods		
287	Diamonds exc. diamond watches	Diamonds, diamond jewelry except diamond watches.	}	
288	Rings, exc. diamonds	Rings, except diamonds.		
300	Sporting-recreation equip	Sporting and recreational equipment, boats, bicycles, luggage, hunting, fishing, camping equipment.	ALL	
301	Athletic goods—individuals	Athletic goods, sales to individuals.	}	
302	Athletic goods—teams	Athletic goods, sales to teams.		}
303	Hunting equip.	Hunting equipment		
304	Fishing equip.	Fishing equipment	}	
305	Winter sports equip.	Winter sports equipment		CB-59C, XB
306	Boats-motors-marine equip.	Boats, motors, other marine equipment	}	
307	Outboard boats	Outboard boats		}
308	Outboard motors	Outboard motors		
309	Inboard motor boats	Inboard motor boats	}	
311	Inboard outdrive boats	Inboard outdrive boats		}
312	Boat trailers	Boat trailers		
313	Marine access. and parts	Marine accessories and parts	}	
315	Camping equip.-supplies	Camping equipment, supplies (tents, sleeping bags, stoves, lanterns, etc.).		}
316	Bicycles-luggage	Bicycles, luggage, other merchandise on line 300 (except items on line 315).		
317	All other sptg goods, exc. boats	All other merchandise on line 300 (except items on line 306).	CB-XB	
318	All other boats	All other boats not listed above.	}	
319	All other mdse, except boats	All other merchandise on line 300 (except items on lines 307, 308, 309, 311, 312, and 313).		CB-XC
320	Hardware—gardening equipment	Hardware, tools, gardening equipment and supplies, electrical supplies.	ALL	
321	Hardware-tools	Hardware, tools, power tools, electrical supplies (include unpainted furniture on line 242—not here).	CB-53A	
322	Gardening equipment-supplies.....	Lawn and garden supplies	CB-52C	
323	Plumbing-electrical supplies	Gardening equipment and supplies, power mowers, nursery, farm equipment and fencing (include lawn and garden furniture on line 242—not here).	CB-53A	
324	Other hardware-tools	Plumbing and electrical supplies.	}	
		Other hardware, tools (except items or lines 322 and 323).		CB-52C
340	Lumber-building materials	Lumber, millwork, building materials, paints, heating and plumbing equipment, home repair and modernization equipment and supplies (include major appliances on line 220—not here).	ALL	
341	Lumber	Lumber (all kinds, including glued, laminated, softwood flooring, wood shingles, and hardware flooring, strip and block).	}	
342	Plywood	Plywood (all kinds, softwood and hardwood).		}
343	Windows-doors and frames (metal)	Windows, doors, and frames, metal.		
344	Kitchen cabinets	Kitchen cabinets (include wood and metal).	}	
345	All other millwork	All other millwork (include moldings, wood window and door frames and units).		}
346	Wallboard	Wallboard (all kinds, including gypsum, insulating, hardboards, wall and ceiling tile, particle boards, and roof decking).		
347	Asphalt and asbestos products	Asphalt and asbestos products (including shingles, roofing, siding, paper, felt coatings). (Report floor tile on line 240.)	CB-52A	

MERCHANDISE LINES, CODES, AND REPORTING-FORM NUMBERS—Continued

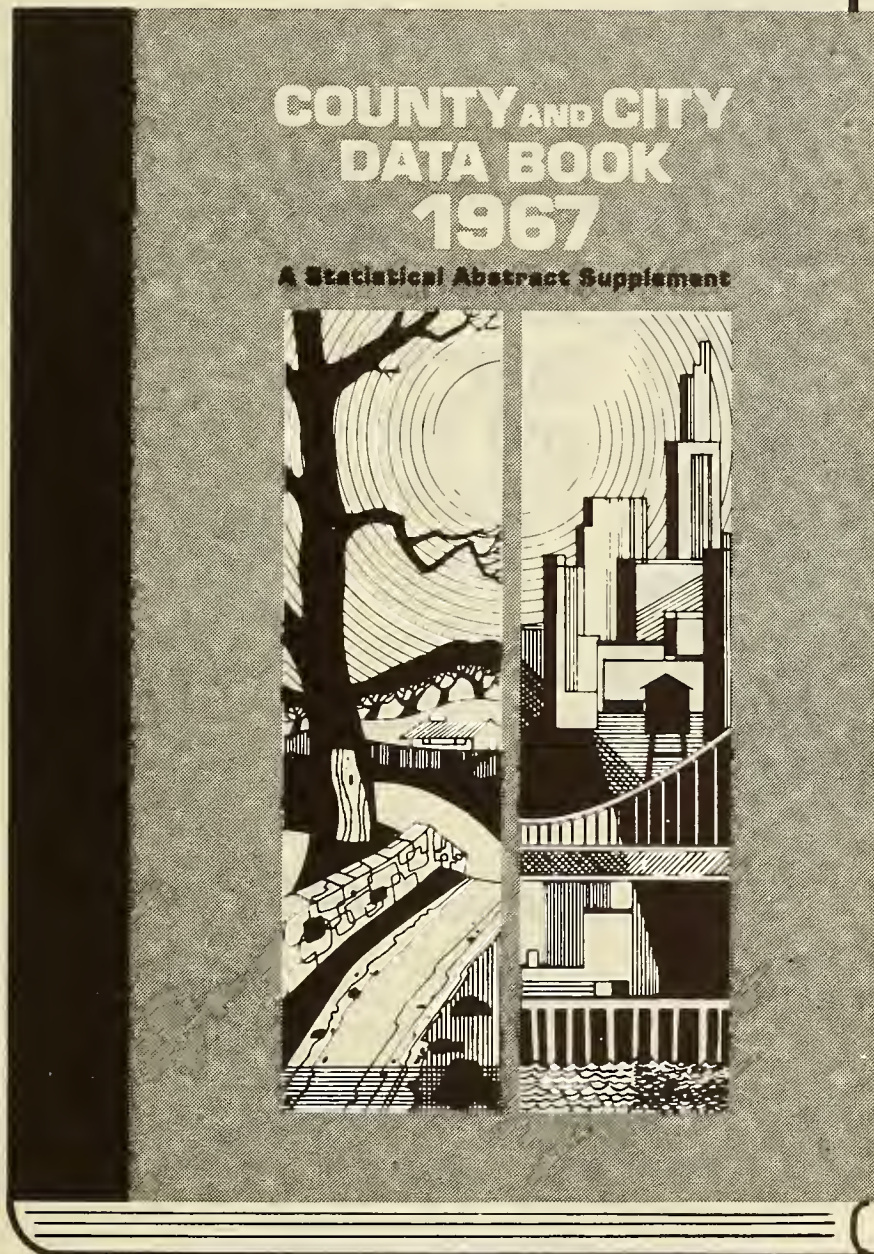
Code	As abbreviated in tables	As shown on reporting form	Form number
348	Paint-glass-wallpaper	Paint, glass, and wallpaper.	CB-52A, 53A
349	Heating and plumbing equip.	Heating and plumbing equipment (all kinds).	
351	Metal roofing and siding	Metal roofing and siding.	CB-52A
352	Masonry supplies	Masonry supplies (including cement, lime, plaster, brick, clay pipe).	
353	Insulation	Insulation (including batt, fill and roll).	
354	Prefabricated bldgs. and parts	Prefabricated building and parts, including components such as panels, trusses, floor systems.	
355	All other building materials	All other buliding materials and supplies.	CB-52B CB-53A CB-52C
356	All other lumber, millwork	All other merchandise except 357, 358, 359, 361.	
		All other merchandise on line 340 (except items on line 348).	
		Other lumber, millwork, building materials, heating and plumbing equipment, home repair and modernization equipment and supplies.	
357	Paint-varnish, etc.	Paint, varnish, shellac, enamel, lacquer.	CB-52B
358	Paint sundries	Paint sundries (brushes, thinners, ladders, compound, spackling paste, etc.).	
359	Wallpaper-other wall coverings	Wallpaper, other wall coverings.	CB-59F
361	Glass	Glass (include glassware items on line 260—not here).	
362	Lumber-millwork	Lumber, millwork	
363	Other building materials	Other building materials (items on line 362).	CB-52C
364	Paint-sundries-glass-wallpaper	Paint, paint sundries, glass, and wallpaper.	
380	Automobiles-trucks	Automobiles, trucks, other powered road vehicles.	ALL
381	New passenger cars—retail	New passenger cars—retail.	CB-XA
382	New passengers cars—wholesale	New passenger cars—wholesale (for resale).	
383	New commercial vehicles—retail	New commercial vehicles—retail.	
384	New commercial vehicles—whsle.	New commercial vehicles—wholesale (for resale).	
385	Used passenger cars—retail	Used passenger cars—retail.	
386	Used passenger cars—whsle	Used passenger cars—wholesale (for resale).	
387	Used commercial vehicles	Used commercial vehicles	
389	Motorcycles-motor scooters	Motorcycles, motor scooters	
391	Other power road vehicles	All other merchandise on line 380 (except items on line 389).	CB-XA, XC, XD CB-XB, XC, XD
392	All other autos-trucks	All other merchandise on line 380 (except items on lines 381, 382, 383, 384, 385, 386, 387, and 389).	CB-XA
400	Auto fuels-lubricants	Automotive fuels and lubricants.	ALL
401	Gasoline	Gasoline	CB-XA, XB, XC, XD
402	Other automotive fuels	Other automotive fuels (including diesel).	
403	Motor oils-greases-other oils	Motor oil, greases, other automotive lubricants.	
420	Auto tires-batteries-access.	Automobile tires, tubes, batteries, accessories, parts.	ALL
416	New tires-tubes (fleet operators)	New automobile tires and tubes sold to fleet operators.	CB-XB
417	New tires-tubes-other users	New automobile tires sold to other users.	
418	Retreads (fleet operators)	Retread automobile tires sold to fleet operators.	
419	Retreads (other users)	Retread automobile tires sold to other users.	
421	Parts installed in repair work	Parts—installed in repair work.	CB-XA, XD
422	Parts—wholesale	Parts—wholesale (to other businesses).	CB-XA
423	Parts—retail	Parts—retail (over the counter).	CB-XA, XD
424	Automoblie tires-batteries-acc.	Automobile tires, batteries, access., tubes.	
426	Automobile accessories	Automobile accessories, parts (over the counter).	CB-XB
428	New auto tires—sold to dealers	New automobile tires and tubes sold to dealers for resale.	
429	New truck-bus tires (to users)	New truck and bus tires (include industrial, off-the-road, farm tractor tires) sold to users.	
431	New truck-bus tires (to dealers)	New truck and bus tires (include industrial, off-the-road, farm tractor tires) sold to dealers for resale.	
433	Retreads sold to dealers	Retread automobile tires sold to dealers for resale.	
434	Retreads-truck-bus (to users)	Retread truck and bus tires (include industrial, off-the-road, farm tractor tires) sold to users.	
435	Retreads-truck-bus (to dealers)	Retread truck and bus tires (include industrial, off-the-road, farm tractor tires) sold to dealers for resale.	
436	Storage batteries	Storage batteries.	
440	Farm equipment-machinery	Farm equipment, machinery.	ALL

MERCHANDISE LINES, CODES, AND REPORTING-FORM NUMBERS—Continued

Code	As abbreviated in tables	As shown on reporting form	Form number
460	Hay-grain-feed-farm supplies	Hay, grain, feed, farm supplies, fertilizer.	ALL
461	Hay-grain-feeds	Hay, grain, feeds.....	}
462	Seed	Seed	
463	Fertilizers-insecticides	Fertilizers, insecticides, fungicides, etc.	
464	Other farm supplies	Other farm supplies	
480	Household fuels-ice	Fuels (coal and wood, oil, LP gas), ice.	ALL
481	LP gas—wholesale	LP gas to others for resale.	}
482	Other LP gas sales	Other LP gas sales.	
483	Other fuels	Other fuels (coal, wood, oil), ice.	
500	All other merchandise	All other merchandise (photographic equipment and supplies, toys, books, magazines, newspapers, stationery, baby carriages, etc.) ...	ALL
501	Toys-games-wheel goods	Toys, games, wheel goods, baby carriages, adult games, and hobbies (include bicycles on line 300—not here).	}
502	Books-stationery-photo. equip.	Books, stationery, photographic equipment and supplies, greeting cards, wrapping paper, office equipment.	
504	Mobile homes-household trailers	Mobile homes, household trailers.	}
505	Camp trailers-travel trailers	Camp trailers, travel trailers.	
506	Utility trailers	Utility and other trailers, except boat trailers (include boat trailers on line 312).	
507	All other merchandise	All other merchandise (toys, baby carriages, photographic equipment and supplies, books, magazines, newspapers, stationery, etc.).	
508	Commercial stationery-off. suppl.	Commercial stationery and office supplies.	}
509	Office mach. exc. typewriters	Office machines, except typewriters.	
511	Typewriters	Typewriters	}
512	Social stationery-greeting cards	Social stationery and greeting cards.	
513	Books-periodicals	Books and periodicals—all kinds.	
514	Art-drafting-eng. supplies	Art, drafting, and engineering supplies.	
515	All other merchandise	All other merchandise specified on line 500 except items on lines 508 through 514.	}
516	All other merchandise	All other merchandise (toys, baby carriages, photographic equipment and supplies, books, magazines, newspapers, stationery, etc.).	
517	Paper-paper products	Paper, paper products (facial tissues, stationery, other household paper products).	CB-54A
518	Mdse. exc. toys-games-books-sta.	Other merchandise on line 500 except items on lines 501 and 502.	CB-53A
520	Nonmerchandise receipts	All nonmerchandise receipts from customers (include receipts from carrying charges and all other charges to customers for credit. Also include all receipts from customers for installation, delivery, repair, maintenance, on-site construction, and rental of tools and equipment.) If sales and excise taxes are not included with the merchandise lines, include them here.	}
521	Printing to order	Printing to order.	
522	Renting-leasing—office mach.	Rental and leasing of office machines and furniture.	
523	Other nonmerchandise receipts	All other receipts on line 520.	}
524	Brake and wheel services	Brake and wheel services.	
525	Tire services other than retread	Tire services other than retreading.	}
526	Other nonmerchandise receipts	All other services to customers on line 520 except items on lines 524 and 525.	
527	Service labor	Service labor	}
		Repair service labor.	
528	Other nonmerchandise receipts	All other nonmerchandise receipts on line 520 except items on lines 527 and 539.	CB-XA
529	Watch-clock-jewelry repairs	Receipts from watch, clock, and jewelry repairs and engraving.	CB-59D
531	Storage and docking services	Storage and docking services.	}
532	Other nonmerchandise receipts	All other nonmerchandise receipts on line 520 except items on lines 527 and 531.	
533	All nonmdse. rcpts from customers ...	All nonmerchandise receipts from customers.	}
534	Auto repair	Automotive repair-service labor receipts.	
535	All other service receipts	All other service receipts on line 520 except items on line 534.	CB-53A
539	Auto-truck rental or lease	Rental or lease of automobiles or trucks.	CB-XA



Keep up to date
on economic and social
facts for counties, cities,
and metropolitan areas.



SUBJECTS COVERED:

Agriculture
Bank deposits
Births, deaths, marriages
Business firms
Climate
Education
Electric bills
Employment
Farms
Governmental revenue and expenditures
Home equipment index
Hospitals
Housing
Income of families
Land area
Local government employment
Manufactures
Migration
Mineral industries
Population
Presidential vote
Public assistance recipients
Retail trade
Savings
Selected services
Wholesale trade

THE BASIC REFERENCE FOR SMALL-AREA DATA


Taken from recent censuses of the Bureau of the Census and from statistics of other governmental and private agencies.

713 pp. (cloth) \$7.75

Send your order and remittance to Superintendent of Documents, Government Printing Office, Washington, D.C. 20402 or any U.S. Department of Commerce field office.

Punchcards and Computer Tapes — Computer tapes and punchcards of the data in this volume are available for purchase. For additional information write to: Chief, Statistical Reports Division, Bureau of the Census, Washington, D.C. 20233.

U.S. DEPARTMENT OF COMMERCE / BUREAU OF THE CENSUS



Publications



Data Files and Special Tabulations



ORDER FROM:

Mail order form with payment to:
 Superintendent of Documents
 U.S. Government Printing Office
 Washington, D. C. 20402
 or any U.S. Department of Commerce Field Office

Make check payable to Superintendent of Documents

Subscription	Quantity	Price	Amount
1 Year		3.00	
2 Years		6.00	
3 Years		9.00	

Add \$.75 For Foreign Mailing Per Year

Enclosed is \$ _____

(check, money order, Supt. Docs.

coupons) or charge Deposit Account No. _____

Name _____

Street Address _____

City, State, ZIP _____

Easy To Read Format

Major subjects covered

*Agriculture – Construction – Housing – Distribution
 and Services – Foreign Trade – Geography –
 Governments – Manufacturing – Mineral Industries –
 Population – Transportation – General Statistical
 Compendia*

Lists and describes

Reports and special compendia presenting statistics from censuses, current surveys, and other programs of the Census Bureau.


Data available from computer tape, punchcards, and special tabulations.

Selected publications from other government agencies and from the Congress.

Papers and articles prepared by the Census Bureau staff.

Issued quarterly, cumulative to annual, with monthly supplements.

Disclosure of individual data prohibited by Census law. Information in printed reports, data files, and special tabulations is presented as statistical summaries only.



UNITED STATES
GOVERNMENT PRINTING OFFICE
DIVISION OF PUBLIC DOCUMENTS
WASHINGTON, D.C. 20402

OFFICIAL BUSINESS

FIRST CLASS MAIL




POSTAGE AND FEES PAID
U.S. GOVERNMENT PRINTING OFFICE



United States. Bureau of the Census, 1967 census of business : retail trade : merchandise line sales. 1967
Census
T
3065
UN3
BC67-
MLS
v.1

DE

CB/Bureau of the Census Library



5 0673 01045050 3